

# HYBRID ZYGOMAT IMPLANTS

For extended bone deficit

The Zygomat implants provides a solution for extended bone deficit without bone substitution, thus gradually shortening and simplifying the tooth augmentation in such cases.

The irregularly long (we offer 35 to 55 mm length) implants are implanted into the yoke-bone (zygoma), thus providing an adequate holding for the toothwork.

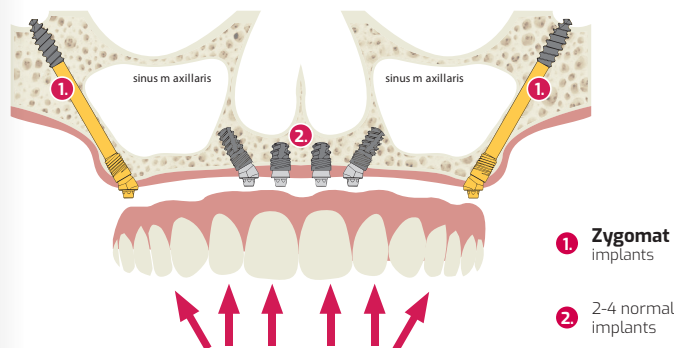
The application of the Zygomat implants provides an immediate solution with a single surgery.



The application of the **ZYGOMAT** implant

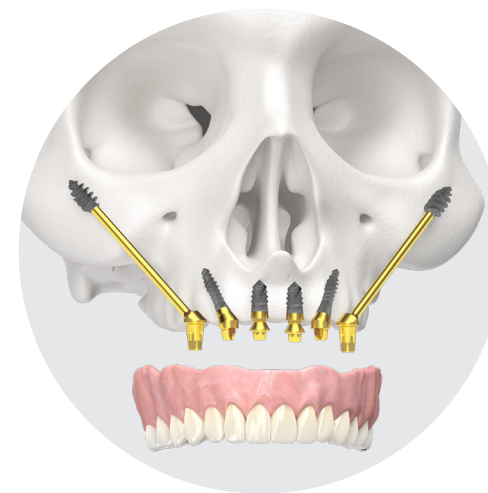
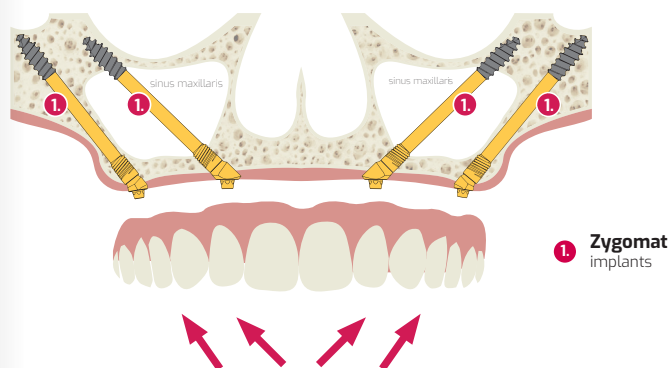
## In the case of intact frontal bone tissue

In the case of intact frontal bone tissue there is a possibility for implanting 2 Zygomat implants into the yoke-bone (zygoma) with the application of 2-4 traditional implants at the same time.




## In the case of extreme bone deficit

In the case of high degree bone deficit, 2-2 Zygomat implants can be implanted into the rear and front areas.



# HYBRID ZYGOMAT IMPLANT SYSTEM



**BIONIKA Medline Kft • 3516 Miskolc, Tégla u. 29.**  
**[www.bionika.hu](http://www.bionika.hu) • [info@bionika.hu](mailto:info@bionika.hu)**  
**mobil: +36 70 362-9235**

## About the company

Bionika Medline Kft. was established in 1989 by private individuals as a family-owned Hungarian company.

We have more than 35-year-experience in the field of medical instruments and implant development, production and trade. BIONIKA as a researcher, developer, manufacturer and distributor is present in dentistry, oral surgery, traumatology, orthopedics and rehabilitation in the medical-professional areas.

According to our objective and perception, we attach great importance to the word „BIONIKA“, which marks a scientific thinking on the boundaries of biology, technology and electronics that combines these three areas in our researching and developing work.

**Clinical and technological experiences:** The continuous process, combination and utilization of clinical and technological experiences in development contributes to our success, up to the production base. Here you will find the best solutions and constructions suited to customer needs, which are under continuous development.

**Development:** The owners of BIONIKA put great emphasis on continuous product and technological research and development. Our products are developed in close collaboration with doctors and engineers, enabling us to ensure the world-class quality and practical utilization.

**Quality:** The quality of the products expected by our customers is guaranteed by design, manufacturing and quality management according to the harmonized European Union laws. The BIONIKA Medline Kft. is operated according to the EN ISO 9001 and the EN ISO 13485 quality management system. Our products are provided with CE marks.

**Guarantee:** After inserting the implant - the risk of the ossification process is assumed by BIONIKA, independently of cause and effect relationship – exchange guarantee is ensured within one year after the purchase. Otherwise, we provide a long-term, 10-year guarantee for our products.

## The characteristics of the Hybrid Zygomat implants



Grade 4 titanium is applied for the implants and Grade 5 titanium is applied for the abutments. Our abutments can also be made from Co-Cr material, and for plastic heads we use POM or PEEK materials.

### Connection: Cone & hex

The complex cone and hexagonal prism geometry ensures a perfect fixation. The 60 degree cone angle eventuates micromotor-free power transmission. It superimposes the powers deep right into the implant.

### Cortical Level

The chances of the implant persistency are significantly improved by inserting the upper edge of the implant at the cortical level or below.

### Platform switching

The diameter of the abutment is smaller than the outer part of the implant which is connected to the bone. The bone can move to the upper edge of the implant.

### Spirally microstriated surface

The microstriated spiral surface can function as a significant weight bearing element. The self-closing thread structure and the cycloid cord thread ensure a micromotor-free condition and fast inserting.

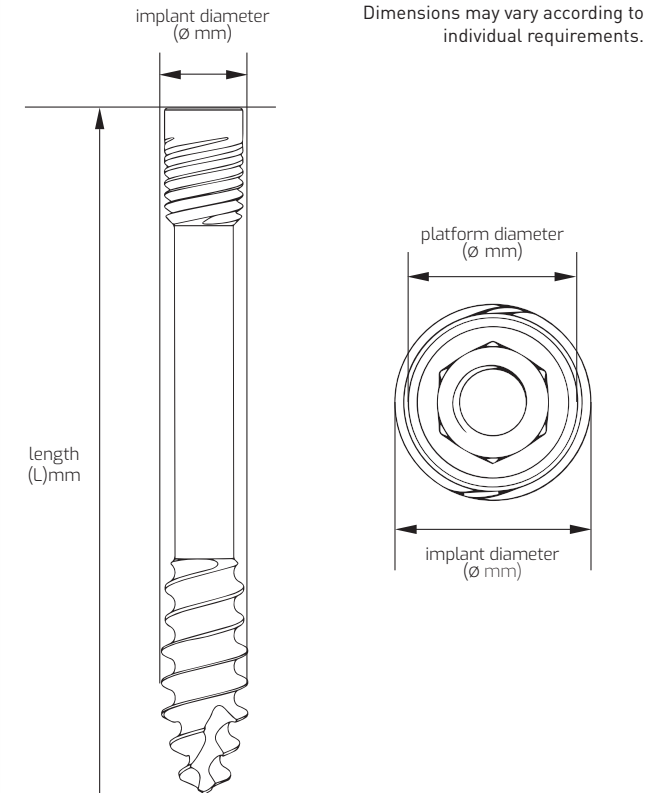
### Anatomical tooth root form

Due to the conicity, high thread pitch, high thread deepness, self-closing and self-tapping shaping of the implant screw thread, it has a bone-compacting effect and with due diligence it can be immediately loaded.

### Pointed-ending implant:

Thin, pointed, conical ending.

## Sizes available of the Hybrid Zygomat implant



Implant diameters:

**Ø3.5 and Ø4.4**

