





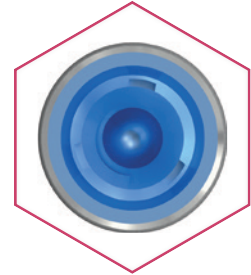
CORTICON

IMPLANT SYSTEM



TABLE OF CONTENTS

INTRODUCTION	
About the company	3
Technology and quality	4
Implant surface finish	6
Packaging	8
<hr/>	
CORTICON IMPLANT SYSTEM	12
The distinctive characteristics of the Corticon system	14
The functional structure of the system elements	15
The applicational fields of CORTICON	16
Implants of Ø 3.3 platform	18
Implants of Ø 3.8 platform	20
Implants of Ø 4.3 platform	22
Implants of Ø 5.0 platform	24
Implants of Ø 6.0 platform	26
<hr/>	
THE ABUTMENT SYSTEM OF CORTICON	28
Sizes available of abutments	32
<hr/>	
INSTRUMENTS	38
Large instrument kit	40
Small instrument kit	42
Surgical drills	44
Ratchet torque wrench	46





About the company

BIONIKA Medline Orvostechikai Kft. Is a member of a Hungarian-Swedish group of companies. Its predecessor was founded in 1989. The owners of the company are Hungarian and Swedish citizens. We have more than 30-year-experience in the field of medical instruments and implant development, production and trade.

BIONIKA as a researcher, developer, manufacturer and distributor is present in dentistry, oral surgery, traumatology, orthopedics and rehabilitation in the medical-professional areas.

According to our objective and perception, we attach great importance to the word „BIONIKA“, which marks a scientific thinking on the boundaries of biology, technology and electronics that combines these three areas in our researching and developing work.

Clinical and technological experiences: The continuous process, combination and utilization of clinical and technological experiences in development contributes to our success, up to the production base. Here you will find the best solutions and constructions suited to customer needs, which are under continuous development.

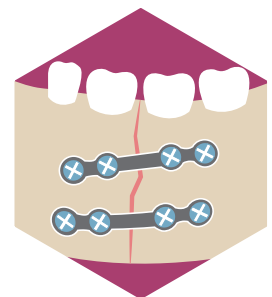
Development: The owners of BIONIKA put great emphasis on continuous product and technological research and development. Our products are developed in close collaboration with doctors and engineers, enabling us to ensure the world-class quality and practical utilization.

Quality: The quality of the products expected by our customers is guaranteed by design, manufacturing and quality management according to the harmonized European Union laws. The BIONIKA Medline Kft. is operated according to the EN ISO 9001 and the EN ISO 13485 quality management system. Our products are provided with CE marks.


Guarantee: After inserting the implant - the risk of the ossification process is assumed by BIONIKA, independently of cause and effect relationship – exchange guarantee is ensured within one year after the purchase. Otherwise, we provide a long-term, 10-year guarantee for our products.



DENTISTRY



ORAL SURGERY



TRAUMATOLOGY



ORTHOPEDICS

Technology

BIONIKA Medline Kft. has more than 30 years of experience in the development and production of dental implants, den-tal insertion instruments and stomatological parts. Du-ring this time more than 40 types of implant systems have been developed and are being manufactured to date, including insertion instruments.

Some of these parts have been developed for their own marketing in accordance with their own market needs. Other systems - in cooperation with indepen-dent medical groups - are made to order, mainly devel-oped and manufactured for foreign markets. (These are sold by the customers under their own brand name).

Our partners can choose from approximately 20.000 different parts of different sizes and shapes. Our manu-facturing technology is flexible, we can quickly move from one component to another, and we are able to fulfill thousands of orders with a short turnaround time.

This area requires high precision production (in some cases it is necessary to hold 2-5µm tolerances). All the technological operations we carry out are from manu-facturing, surface design, packaging. Our products are

CE marked and the production process is under strict quality management system.

Biocompatible materials are the most important raw materials for dental, oral surgery, traumatology and ort-hopedic medical implants.

Because relatively small series of customized solutions are required, they require fast programmable CNC ma-chining technology. Accordingly, we have molded CNC machining centers and Swiss type longitudinal machi-ning centers. For machining more complex surfaces, an industrial 5-axis CNC center is used with CAD-CAM sys-tem support. Our machines are equipped not only with fixed , but also with propelled cutting instrument units, with which we can perform more complex spatial geo-metrical machining.


As a complementary technology, we have sandblast-ing, polishing titanium coloring and sterilization equip-ments.

The production of custom prosthetic components for dental applications is supported by the BIONIKA Milling center.

OUR PARTNERS

The 'OUR PARTNERS' section features a grid of logos for various companies and institutions. The logos include:

- HUNGARODENTAL** (HD logo)
- CITIZEN**
- SIEMENS**
- SAASCO medical devices**
- phv PHARMAVALID Kft.**
- FRESH-DENTAL**
- OGYÉI** (Országos Gyógyszerészeti és Élelmezés-egészségügyi Intézet)
- formlabs**
- bay**
- graphIT**
- NCT** (CONTROL DRIVES MOTORS KEEP MOVING)
- EIJKI** (MSZ EN ISO 9001:2009 MSZ EN ISO 13485:2004)
- AGROSTER Besugárzó Rt.**
- MEDICOR**
- University of Debrecen**
- University of Pécs**
- University of Miskolc** (MISKOLCI EGYETEM UNIVERSITY OF MISKOLC)
- DrJuice Co.**
- mta ttk**
- University of Szeged**
- University of Medicine and Health Sciences**



Quality management and guarantee

The quality of the products is guaranteed by design, manufacturing and quality management according to the harmonized European Union laws. The BIONIKA Medline Kft. is operated according to the EN ISO 9001 and the EN ISO 13485 quality management system. Our products are provided with CE marks, which was ensured by EMKI and QT-CERT.

We provide a long-term, 10-year guarantee for our products. After inserting the implant, reducing the medical risk of the ossification process, independently of cause and effect relationship – exchange guarantee is ensured within one year after the purchase for the dropped and fallen out implants.



BIONIKA Medline Kft. has always paid close attention to quality and reliability during its more than 30 years of existence. The Bisnode certificate is proof of our reliability and stability. BIONIKA also received a "Triple A" Bisnode qualification in 2016 and 2022.

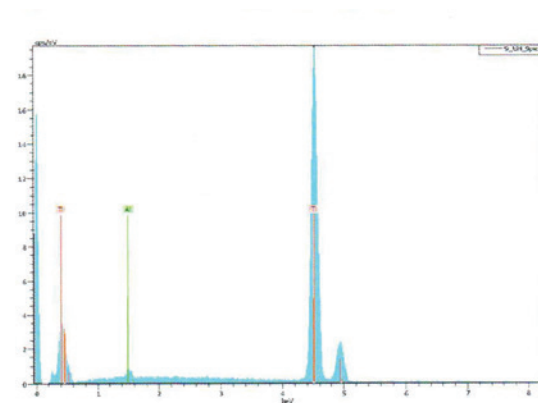
With AAA (triple A) rating, only 0.63% of companies in Hungary have the financial risk of establishing a business relationship with them - source: dnb.hu

Superclean implant surface

BIONIKA demonstrates the best qualities of Grade 4 titanium used in implant manufacturing for dental implantology according to the ISO 5832-2 ASTM F67 standard.

Due to its adequate purity the biocompatibility is exceptionally good as well as it is provided with exceptional solidity. Initially, we and other implant manufacturers preferred the higher purity titanium but due to solidity reasons nowadays almost every implant is made of Grade 4 or other alloyed titanium in the world.

In all cases of implant abutments, alloyed, high strength Grade 5 titanium is applied according to the ISO 5832-4 ASTM F136 standard. The titanium applied according to the standard is provided with exceptional biocompatibility, it is almost risk-free. Almost all professionals see that the implantation success is best determined by the implantologist's practice, as well as surgical conditions, carefully maintained hygiene, and patient abilities.



Energy dispersive X-ray spectrometric elemental analysis of Bionika implants*

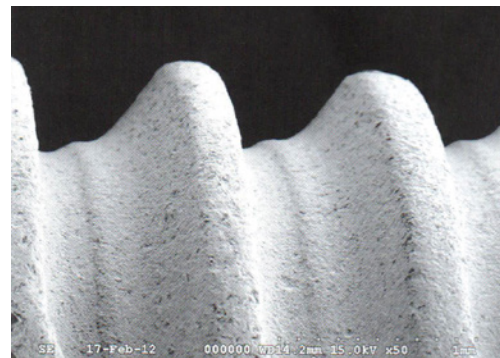
* Source: FOGORVOSI SZEMLE, year 106. No. 4 2013. 135-143

The main steps of our BioTiS surface finish technology:

- Chemical, mechanical surface cleaning and surface dewing
- Special ultrasonic cleaning, surface cleaning and sterilization
- Transformation of surface structure by acidification process
- Multi-stage dehumidification, cleaning
- Electrochemical surface modification
- sterilization
- Surface finish in physiological solution

These technological steps are always carried out under sterile conditions.

The final packaging of the implants is four-layered. The packaging is carried out in a sterile cabin. Final sterility is assured by an accredited 20 Rad gamma sterilization procedure.



Bionika implant electron microscope image *



Bionika implant electron microscope image *

Applied raw materials



Titanium grade 4

Chemical composition

Elements	Threshold limit of constituents(%)
O	0,4 max.
Fe	0,3 max.
C	0,1 max.
N	0,05 max.
H	0,0125 max.
Ti	>99% / balance

Mechanical properties

solidity	680 MPa min.
dilation	10 %

According to the **ISO 5832-2** standard.

Titanium Grade 5

Chemical composition

Elements	Threshold limit of constituents(%)
Al	5,5-6,75 max.
V	3,5-4,5 max.
Fe	0,3 max.
O	0,2 max.
C	0,08 max.
N	0,05 max.
H	0,015 max.
Ti	balance

Mechanical properties

solidity	860 MPa min.
dilation	10 %

According to the **ISO 5832-3** standard.

CoCr

Chemical composition

Elements	Threshold limit of constituents(%)
C	0,1 max.
Si	1,0 max.
Mn	1,0 max.
P	0,005 max.
S	0,005 max.
Cr	30, 0 max.
Mo	7,0 max.
Ni	1,0 max.
Co	-
N	0,2250 max.

Mechanical properties

solidity	1240,00 MPa min.
elongation limit	900,00 min.
elongation at break	18,00 min.
fracture contraction	23,00 min.

According to the **ISO 5832-4** standard.

Plastics

POM (polyoxymethylene) : Thermoplastic synthetic plastic, Excellent properties eg: high hardness, low wear, good flexibility, little absorbing ability. Density: 1.41 g / cm³. elongation at break: min. 30% Current Voltage: min. 65 Mpa. Its color is white.

PEEK (polyether ether ketone) :High heat-resistant plastic, suitable for all conventional sterilization methods (steam, dry heat, ethylene oxide, gamma radiation). Density: 1.30 1.41 g / cm³ Tensile strength: 115 Mpa. elongation at break: min. 17% Its colour is natural brownish gray.

CORTICON packaging



10 - piece collection box



vial in sterile foil



removing the foil



sterile vial



removing the locking plug
(1)



removing the locking plug
(2)



using the implant key
driver



removing the implant



Collection box

Depending on the order quantities, collection boxes with 5 and 10 pieces are applied.

CORTICON packaging

According to our endeavor, the raw materials used in packaging are almost 100% naturally occurring, environmentally-friendly, natural materials.

aluminum · titanium · glass · caoutchouc · paper

Vial

The first two layers of the packaging are a transparent vial and the implant holding metal poor box. These two layers ensure the total, null colony-forming unit sterility.



Corticon, Normál Implantátum
 Ø 4,30 x L13,00 mm
 REF 500.002.425.130 2016-06
 LOT 121214-08 2021-06
 CE 1008 STERILE R CM 007
 BIONIKA Medline Kft. www.bionika.hu

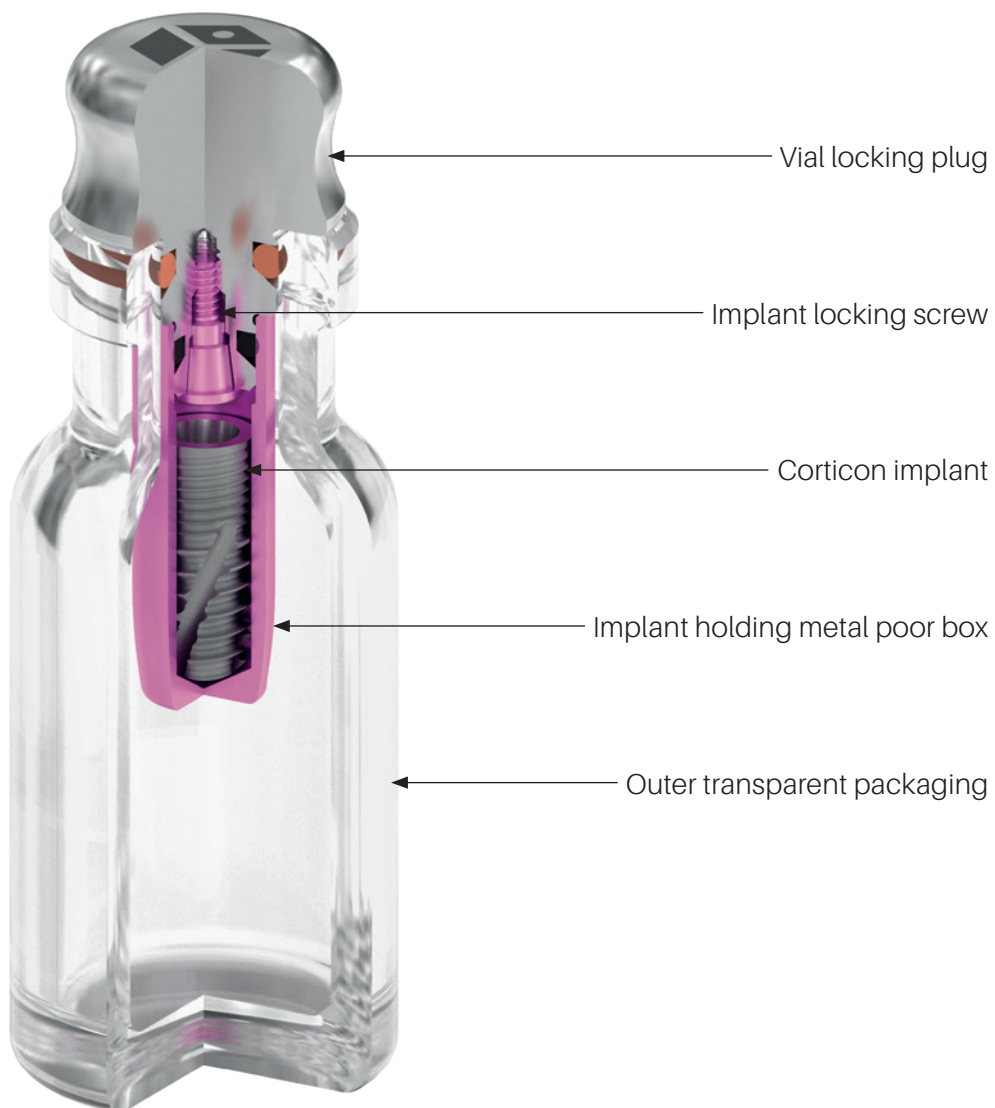
Paper box

The outer layer of the packaging is a paper box with a high density, which is for the physical safety. Every paper box is provided with colour-coded labels according to the different platform- diameters. The colour of the packaging is adjusted to this method.








The sectional image of the CORTICON packaging and its accessories

The inner layer of the packaging is the poor box which holds the implant. The implant itself can be found in the poor box. The locking plug of the vial holds the poor box, with this it can be removed from the vial. The implant locking screw can be found in the plug as well.



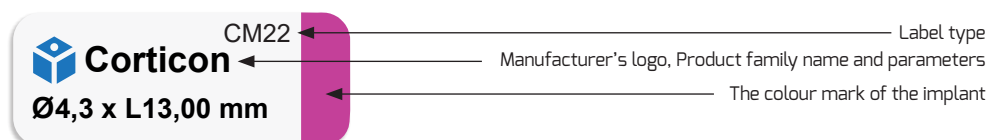
CORTICON product labels and their notations

Differential platform diameters by colour and diameter (mm):

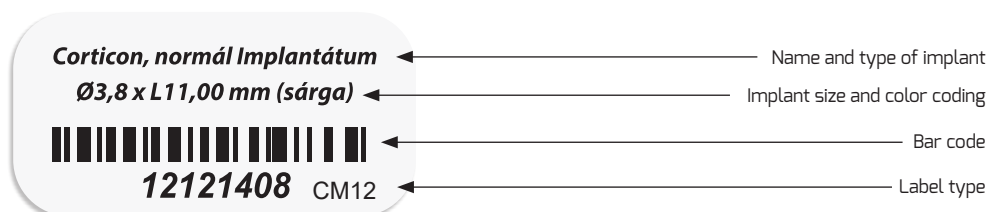
 3,3 mm - grey
  3,8 mm - yellow
  4,3 mm - purple
  5,0 mm - blue
  6,0 mm - green

Information supplied by the three product labels on the outer packaging of the Implant System:

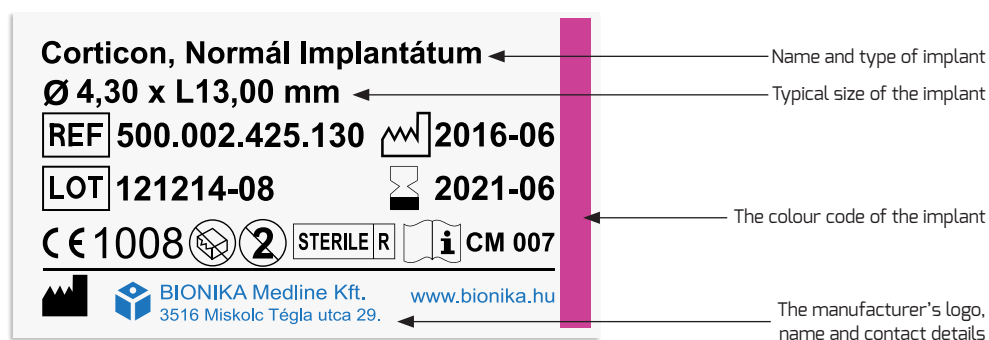
The side of the box:












Top of the box:



The back of the box:



Explanation of label codes:

	Diameter		Expiration date		Non-sterile product in the package
L	Implant length		It is forbidden to use in the case of damaged packaging.		Read the usage guide!
REF	Item number		Reuse is forbidden!	CE1011	Certification company code
LOT	Serial number	STERILE R	Sterilized with gamma rays		Manufacturer's name and Contact
	Production time	STERILE 	sterilized with steam or dry heat		



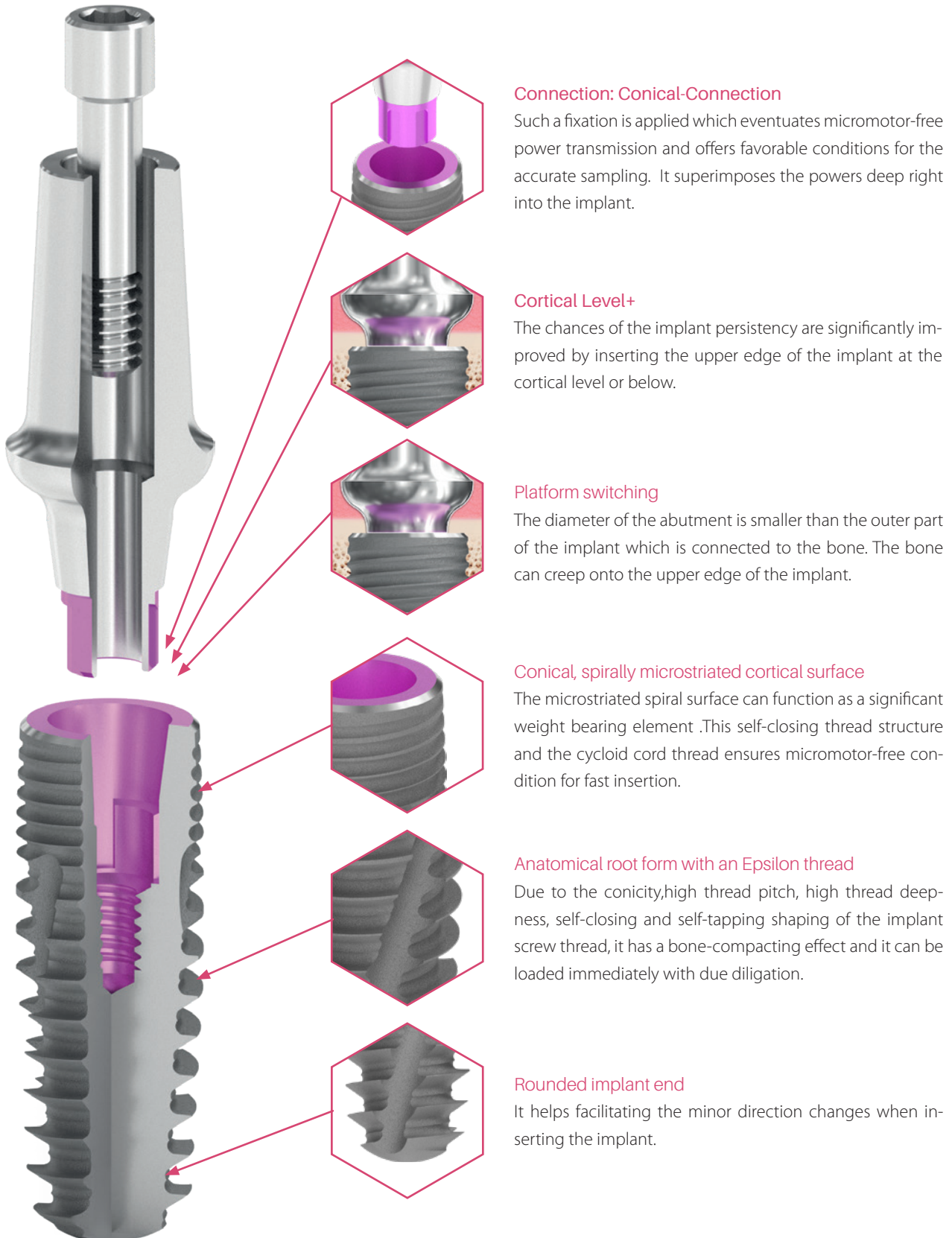


CORTICON

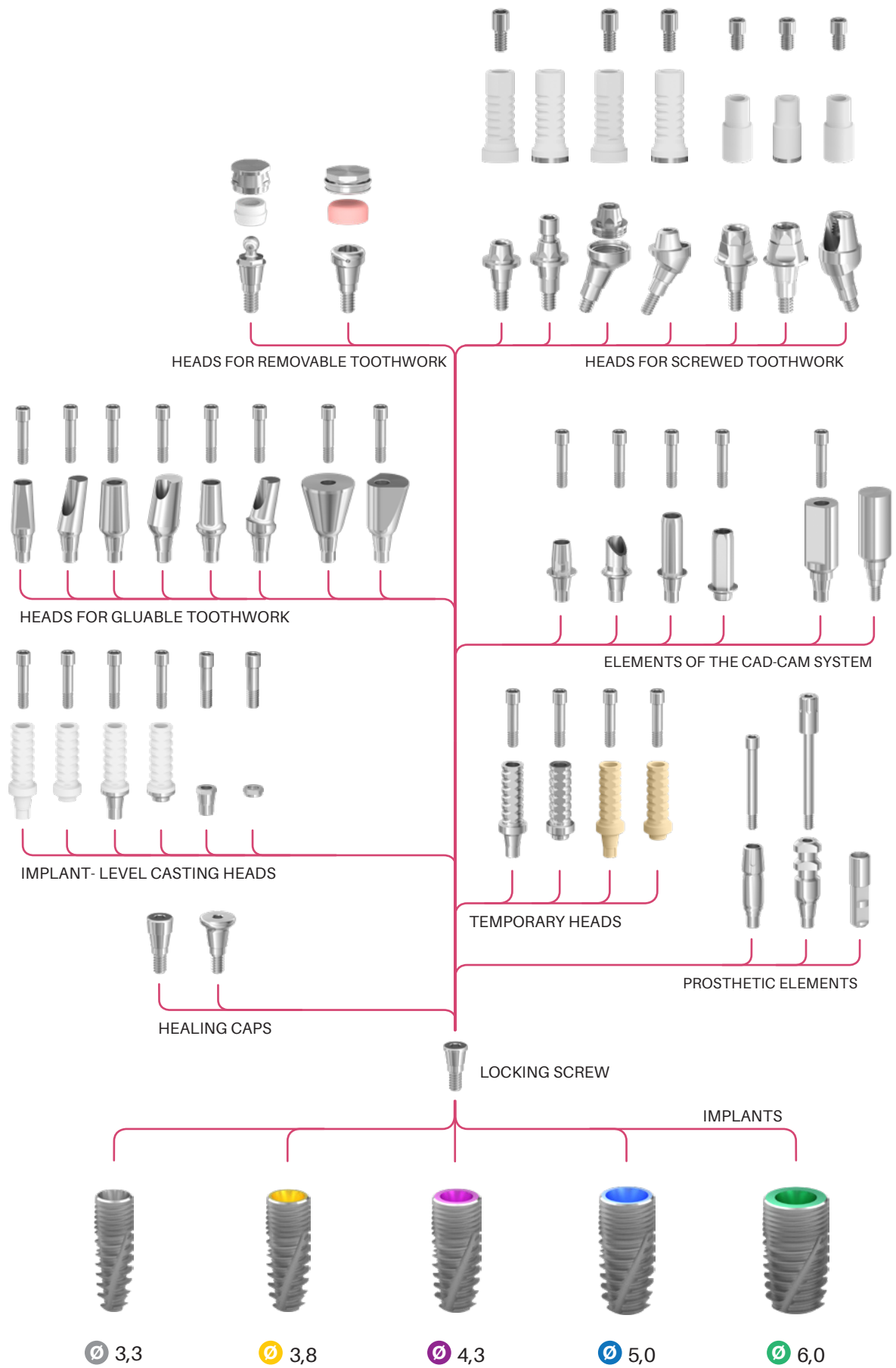
IMPLANT SYSTEM

The functional structure of the **CORTICON** system elements

A demand was raised for a wide range of compatibility of dental implants during the dental and implantological practice. Thus the CORTICON implant family was developed, which brought a significant change in the case of the implanting tools and abutments.



The functional structure of the **CORTICON** system elements



The applicational fields of **CORTICON**

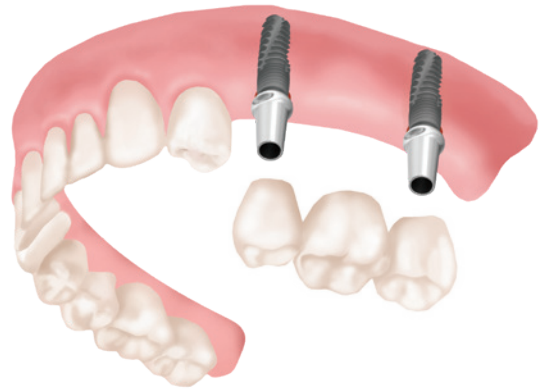


In the case of one tooth deficit

In this case of the replacement of a tooth, we do not have to grind two healthy teeth for bridge replacement, but inserting an implant, then we need to glue a crown in the same way as the traditional one.

In the case of end of line tooth deficit(s)

In this case, in the absence of a pillar tooth, we are not able to make a fixed replacement (bridge). With the implantation of at least two implants, you are already make the (fixed) bridge replacement.



Removable denture

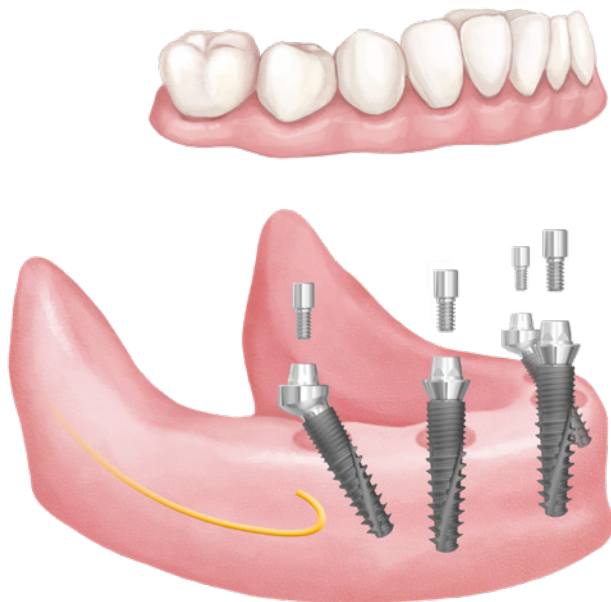
In the case of total tooth deficit

In this case the patient has no tooth, complete tooth augmentation can be performed. In this case, there one solution is the removable denture: 2-4 implants are implanted, these will be the fixation for the removable tooth.

This brings a tremendous quality of life to the patient, as this way the denture will be very stable, so it can be used in chewing and speaking outright.

There are two solutions possible in this case: ball head or locator head abutments can be applied. With the implantation of several 6-8 implants, it is possible to make full fixation (round bridge) augmentation, which is both functional and aesthetically close to the natural teeth.

Screw-retained fixed dental prosthetics



All-on-4 Solution

Optimum Concept

All-on-4® type - Economical Solution

The Optimum Concept provides great stability, with only four implants being implanted.

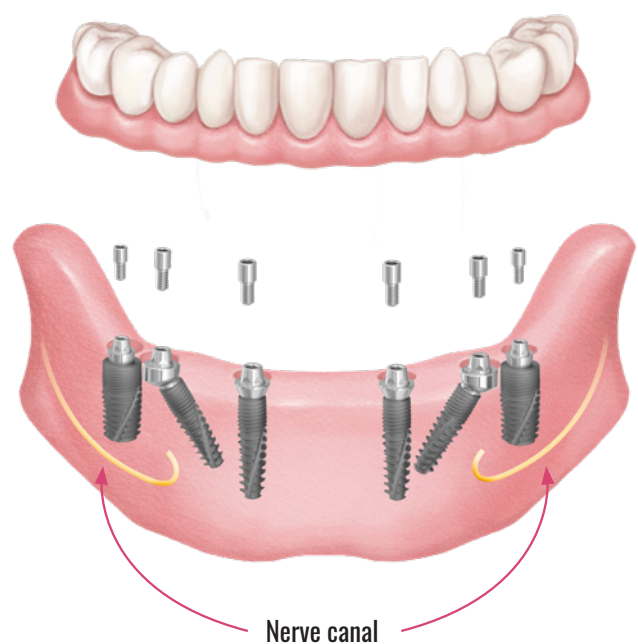
- The temporary denture can be inserted on the day of surgery.
- Immediate improvement in function, speech and aesthetically.
- Treatment times are shorter and costs can be lower than conventional implant placement modes.
- Tilt rear implants can be fixed better into the front bone. This promotes prosthesis support.

Safe Concept

All-on-6® type - For extra stability

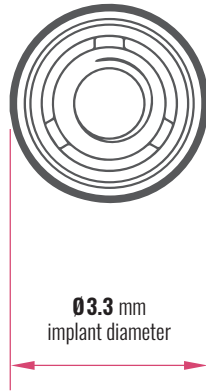
The stability of the toothwork can be increased with the Safe Concept. It is exceptionally advantageous in the case of extra chewing ability.

- The usage of oblique head implants allows longer implants to be used, avoiding the nerve canal.
- The usage of longer implants allows the bone and the implant to touch on a larger surface, thus making bone augmentation avoidable.
- Favorable bone level for tilted and axial implants.
- High remaining chances.



All-on-6 solution

CORTICON Ø3.3 platform



The CORTICON implant with a Ø3.3 mm platform is exceptionally suitable in the case of thinner than average bone structures, for keeping the toothworks on the long run.

The structure of it is homogeneous, made of Ø3.3 mm high solidity alloyed titanium.



CORTICON manual implant key driver



6Lt 1.8 mm
L 6 mm



6Lt 1.8 mm
L 6 mm



6Lt 1.8 mm
L 12 mm



6Lt 1.8 mm
L 18 mm



6Lt 1.8 mm
L 6 mm



6Lt 1.8 mm
L 12 mm



CORTICON mechanical implant key driver



6Lt 1.8 mm
L 18 mm



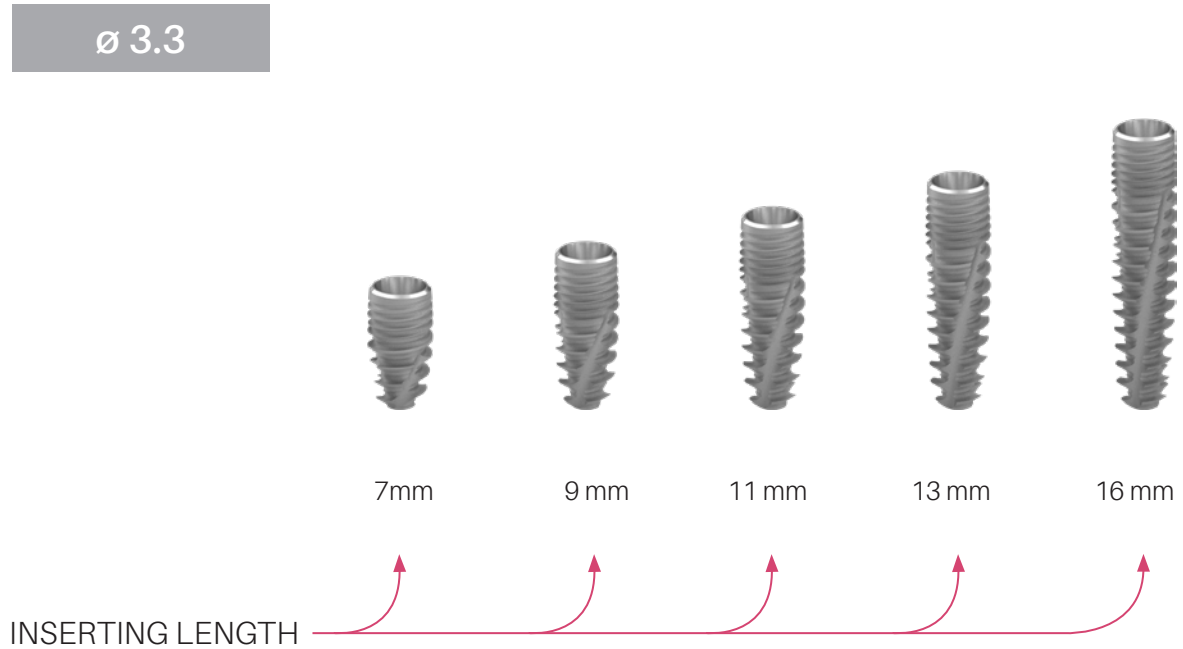
6Lt 1.8 mm
L 6 mm



6Lt 1.8 mm
L 12 mm



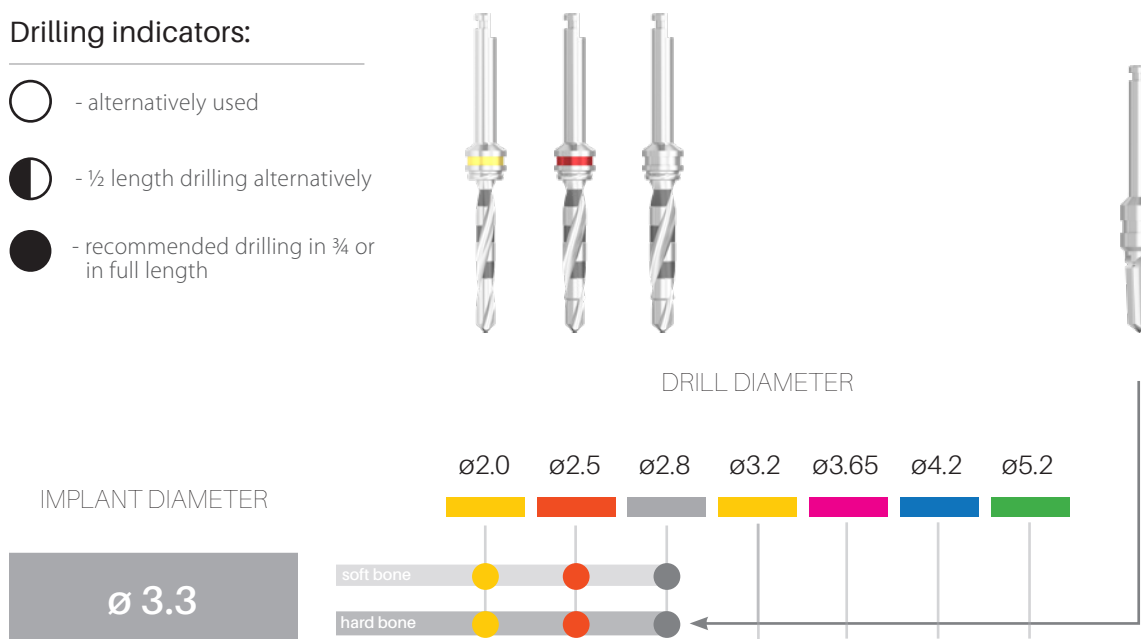
Range of sizes of the **CORTICON** Ø3.3 implant



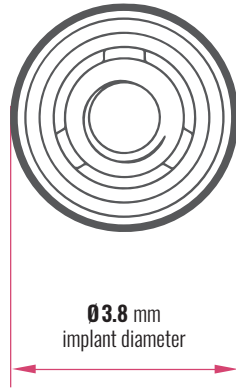
Drilling protocol of the **CORTICON** narrow implant

Drilling indicators:

- - alternatively used
- ◐ - ½ length drilling alternatively
- - recommended drilling in ¾ or in full length



CORTICON Ø3.8 platform



The CORTICON implant with a Ø3.8 mm platform is exceptionally suitable in the case of average bone structures for keeping the toothworks on the long run.

The raw material of it is homogeneous, high solidity titanium alloy.



CORTICON manual implant key driver



6Lt 1.8 mm
L 6 mm



6Lt 1.8 mm
L 6 mm



6Lt 1.8 mm
L 12 mm



6Lt 1.8 mm
L 18 mm



6Lt 1.8 mm
L 6 mm



6Lt 1.8 mm
L 12 mm



CORTICON mechanical implant key driver



6Lt 1.8 mm
L 18 mm



6Lt 1.8 mm
L 6 mm

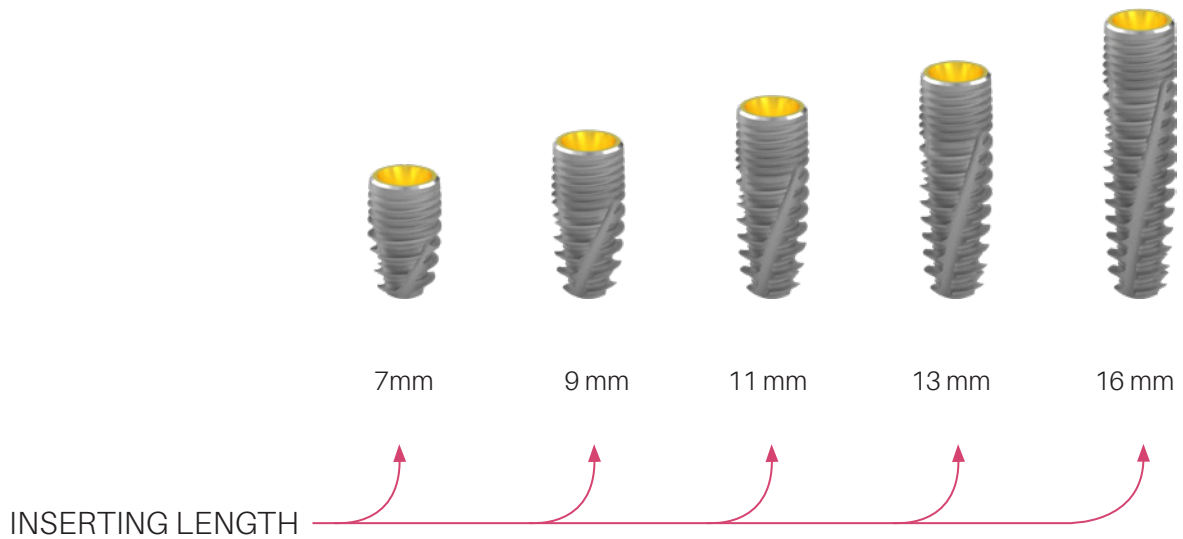


6Lt 1.8 mm
L 12 mm



Range of sizes of the **CORTICON** Ø3.8 implant

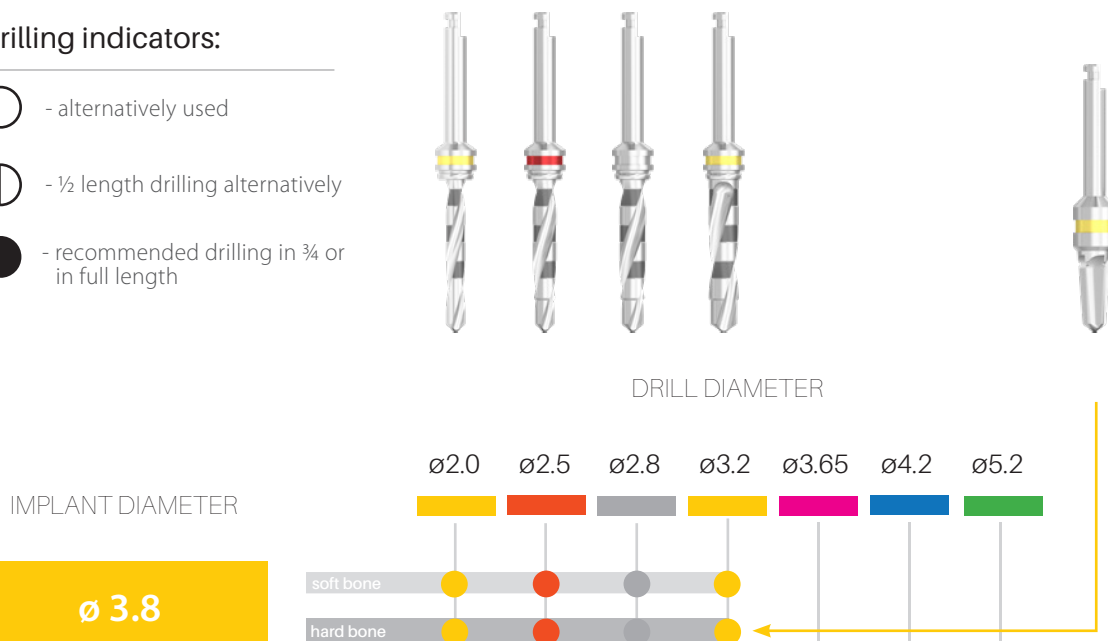
Ø 3.8



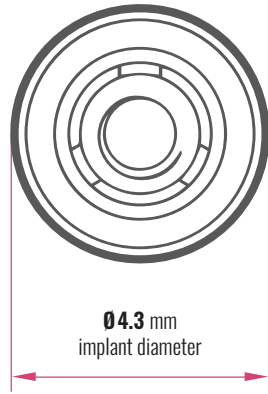
Drilling protocol of the **CORTICON** normal implant

Drilling indicators:

- - alternatively used
- ◐ - ½ length drilling alternatively
- - recommended drilling in ¾ or in full length



CORTICON Ø4.3 platform



The CORTICON implant with a Ø4.3 mm platform is exceptionally suitable in the case of bigger than average bone supply and normal chewing ability for keeping the toothworks on the long run.

The raw material of it is homogenous, high solidity titanium alloy.



CORTICON manual implant key driver



6Lt 1.8 mm
L 6 mm



6Lt 1.8 mm
L 6 mm



6Lt 1.8 mm
L 12 mm



6Lt 1.8 mm
L 18 mm



6Lt 1.8 mm
L 6 mm



6Lt 1.8 mm
L 12 mm



CORTICON mechanical implant key driver



6Lt 1.8 mm
L 18 mm



6Lt 1.8 mm
L 6 mm

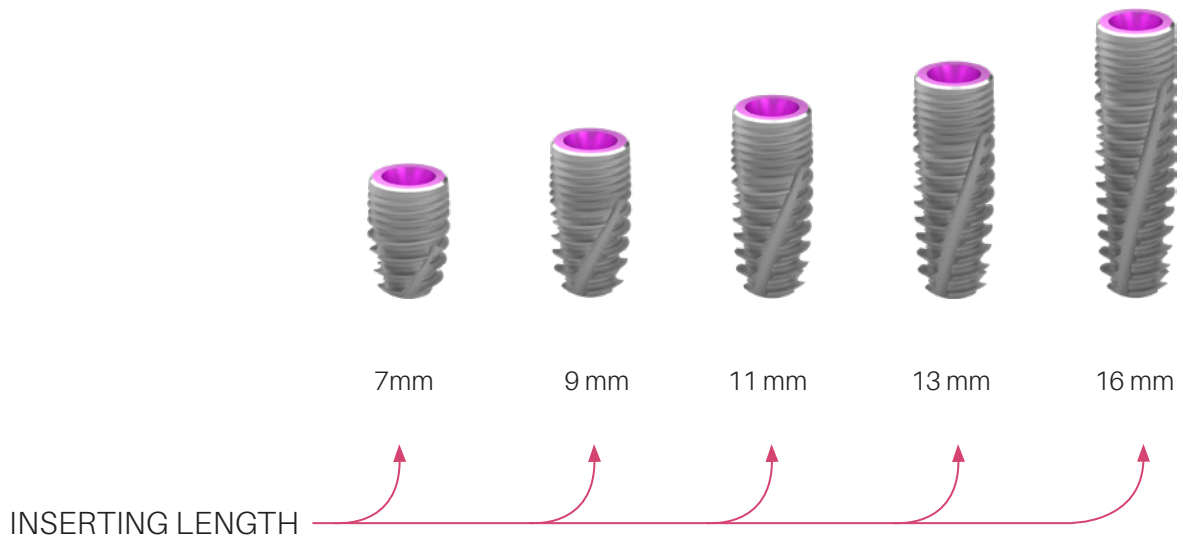


6Lt 1.8 mm
L 12 mm



Range of sizes of the **CORTICON** Ø4.3 implant

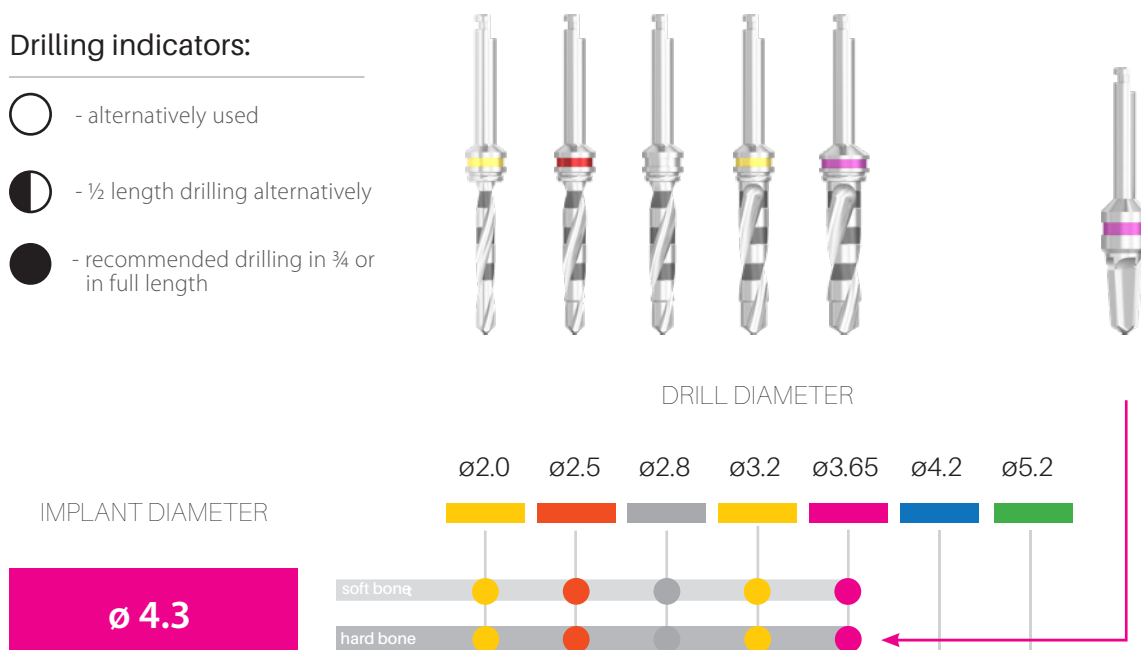
Ø 4.3



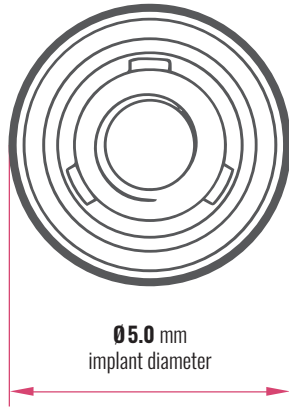
Drilling protocol of the **CORTICON** normal implant

Drilling indicators:

- - alternatively used
- ◐ - ½ length drilling alternatively
- - recommended drilling in ¾ or in full length



CORTICON Ø5.0 platform



The CORTICON implant with a Ø5.0 mm platform is exceptionally suitable in the case of bigger than average bone supply and normal chewing ability and for keeping the toothworks on the long run.

The raw material of it is homogenous, high solidity titanium alloy.



CORTICON manual implant key driver



6Lt 1.8 mm
L 6 mm



6Lt 1.8 mm
L 6 mm



6Lt 1.8 mm
L 12 mm



6Lt 1.8 mm
L 18 mm



6Lt 1.8 mm
L 6 mm



6Lt 1.8 mm
L 12 mm



CORTICON mechanical implant key driver



6Lt 1.8 mm
L 18 mm



6Lt 1.8 mm
L 6 mm

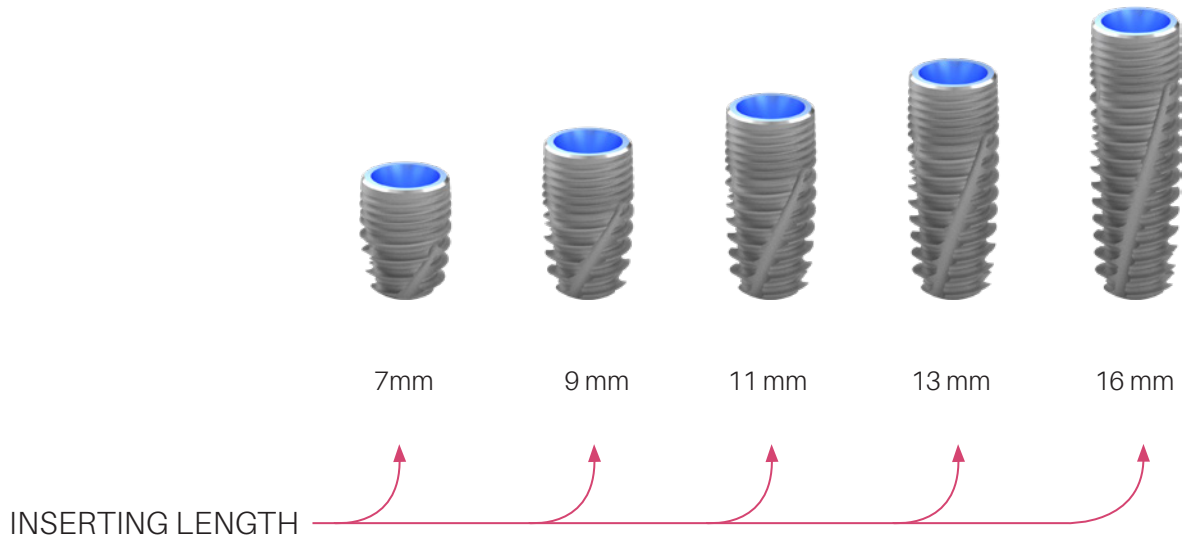


6Lt 1.8 mm
L 12 mm



Range of sizes of the **CORTICON** Ø5.0 implant

Ø 5.0



Drilling protocol of the **CORTICON** thick implant

Drilling indicators:

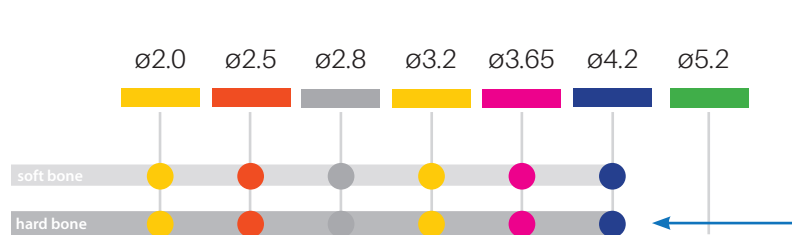
- - alternatively used
- ◐ - ½ length drilling alternatively
- - recommended drilling in ¾ or in full length



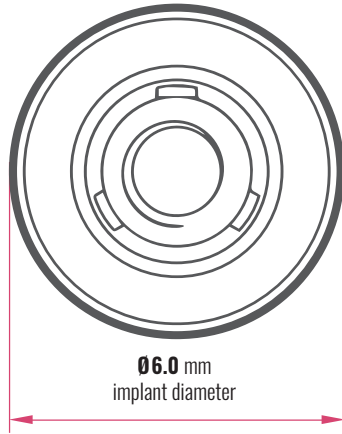
DRILL DIAMETER

IMPLANT DIAMETER

Ø5.0




CORTICON Ø6.0 platform



The CORTICON implant with a Ø6,0 mm platform is exceptionally suitable in the case of bigger than average bone supply and normal chewing ability and for keeping the toothworks on the long run.

The raw material of it is homogeneous, high soliditiy titanium alloy.



CORTICON manual implant key driver



6Lt 1.8 mm
L 6 mm



6Lt 1.8 mm
L 6 mm



6Lt 1.8 mm
L 12 mm



6Lt 1.8 mm
L 18 mm



6Lt 1.8 mm
L 6 mm



6Lt 1.8 mm
L 12 mm



CORTICON mechanical implant key driver



6Lt 1.8 mm
L 18 mm



6Lt 1.8 mm
L 6 mm




6Lt 1.8 mm
L 12 mm






Range of sizes of the **CORTICON** Ø6.0 implant

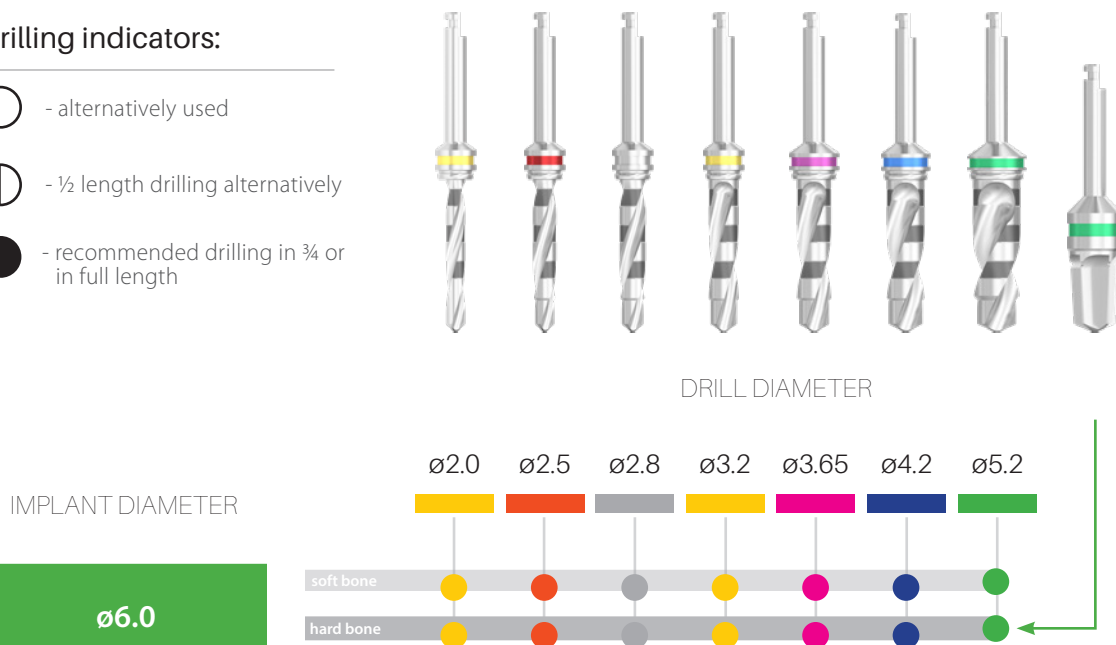
Ø 6.0

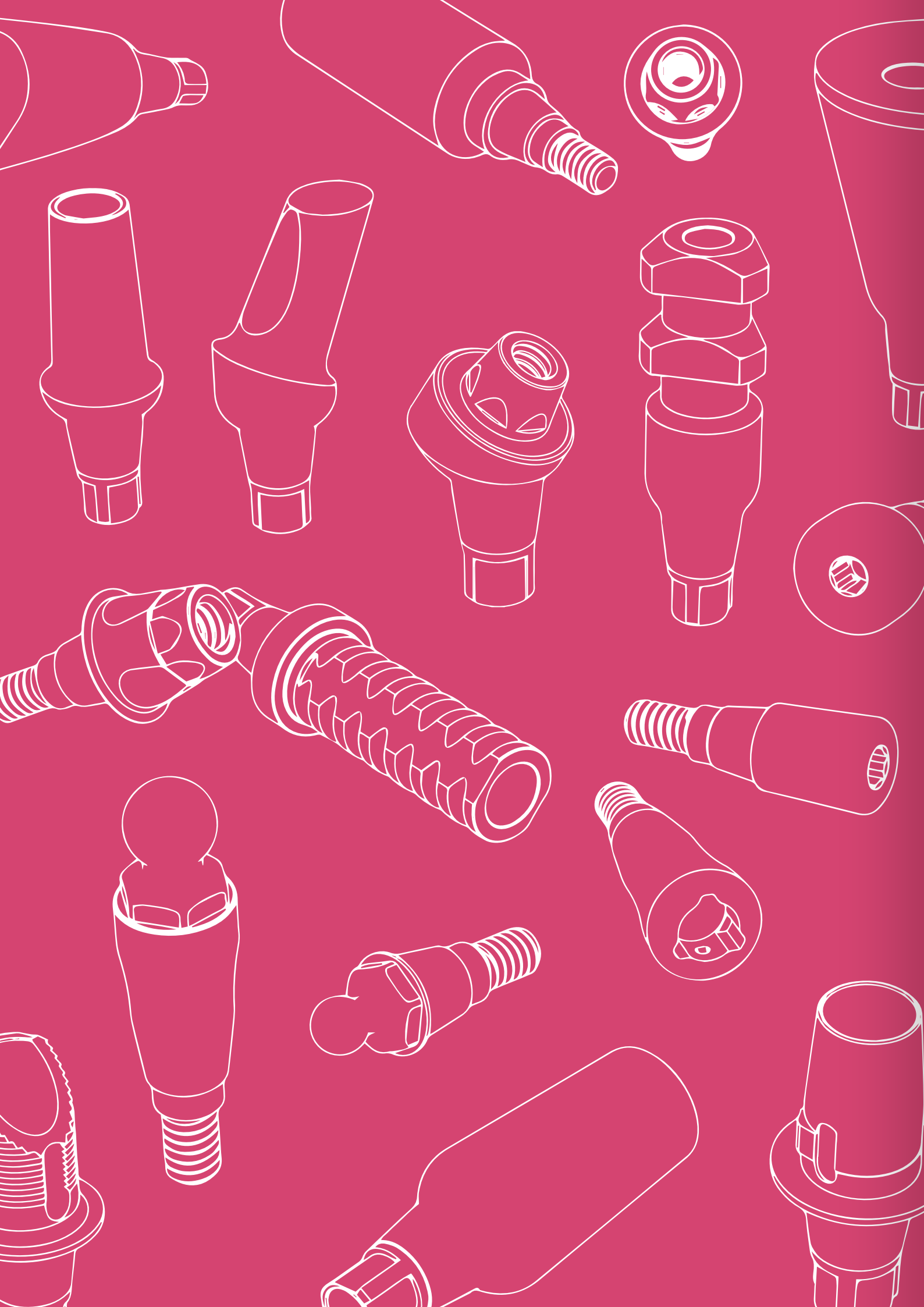


Drilling protocol of the **CORTICON** thick implant

Drilling indicators:

-  - alternatively used
-  - ½ length drilling alternatively
-  - recommended drilling in ¾ or in full length







BIONIKA

CORTICON

ABUTMENT SYSTEM

CORTICON Abutment system

1. Implants

PROSTHETIC ELEMENTS

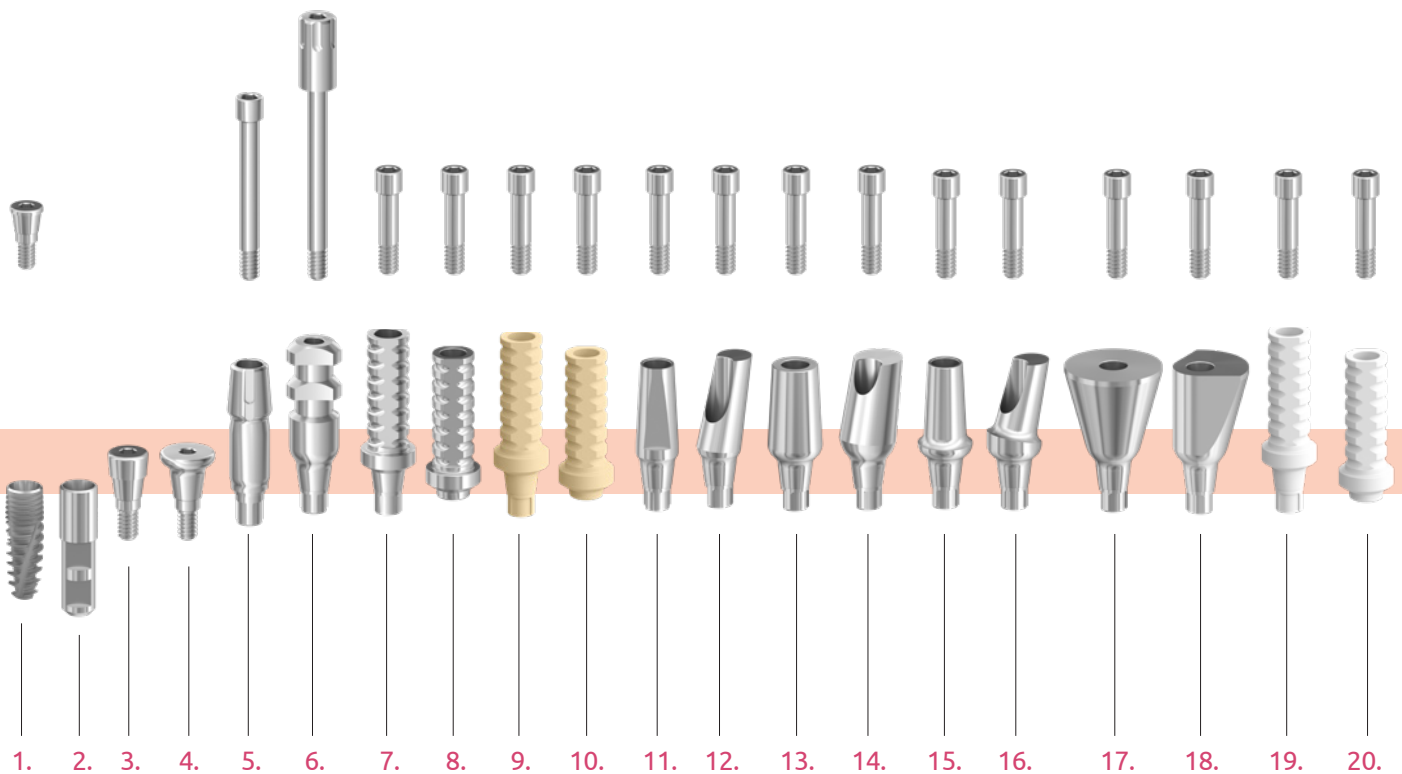
2. Technical implant
3. Healing cap, narrow
4. Healing cap, anatomical
5. Sampling head for closed spoon
6. Sampling head for open spoon
7. Temporary head, through-bolted, positioned
8. Temporary head, through-bolted, non-positioned
9. Temporary head, through-bolted, positioned, PEEK
10. Temporary head, through-bolted, non-positioned, PEEK

FOR GLUABLE TOOTHWORK

11. Narrow head, straight
12. Narrow head oblique
13. Universal head, straight
14. Universal head, oblique
15. Anatomical head, straight
16. Anatomical head, oblique
17. Trapezoidal head
18. Delta head

IMPLANT-LEVEL CASTING HEADS

19. Castable plastic head, positioned
20. Castable plastic head, non-positioned



- 21. Cobalt chromium-based casting head, positioned
- 22. Cobalt chromium-based casting head, non-positioned
- 23. Interface, positioned
- 24. Interface, non-positioned

FOR REMOVABLE TOOTHWORK

- 25. Ball-head
- 26. Locator head, straight

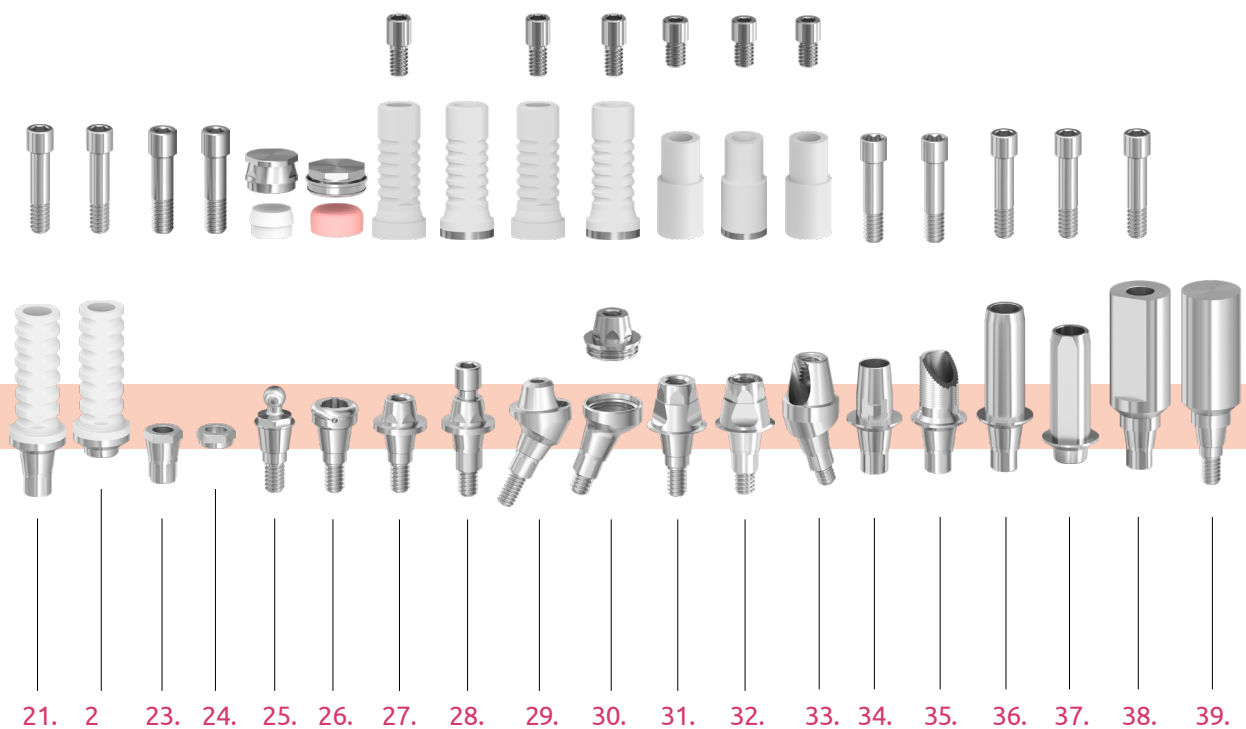
FOR SCREWED TOOTHWORK

- 27. Multi-unit head, straight
- 28. Multi-unit head, through-bolted

- 29. Multi-unit head, oblique
- 30. MC head, oblique
- 31. Multi-unit SR head, screwable
- 32. Multi-unit SR head, through-bolted with threaded head
- 33. Multi-unit SR head, oblique

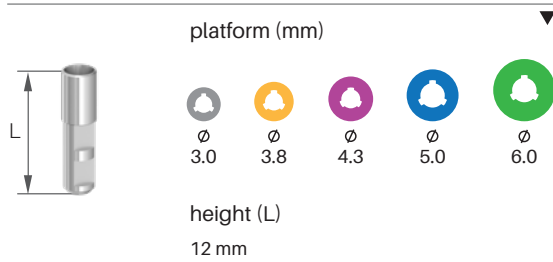
ELEMENTS OF CAD-CAM SYSTEM

- 34. Titanium base
- 35. Press ceramic base
- 36. Tube-head, positioned
- 37. Tube-head, non-positioned
- 38. Scanbody head, through-bolted
- 39. Scanbody head, screwable

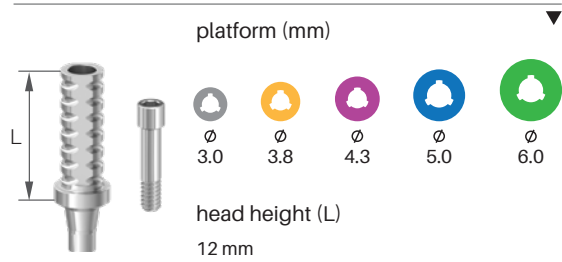


Sizes available of the **CORTICON** abutments

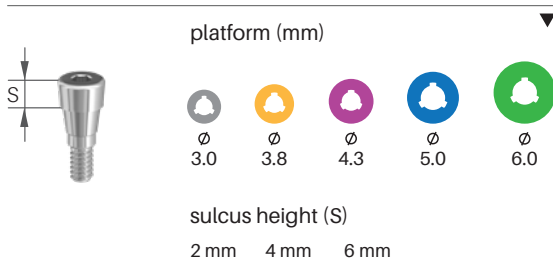
TECHNICAL IMPLANT



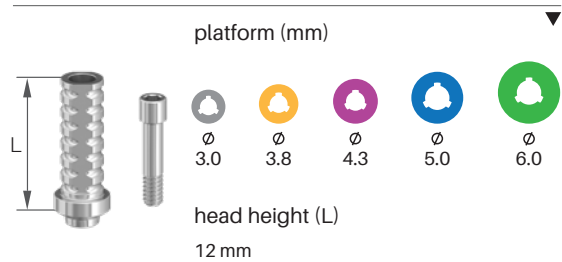
TEMPORARY HEAD, THROUGH-BOLTED, POSITIONED



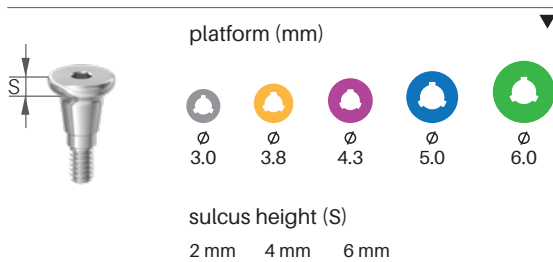
HEALING CAP, NARROW



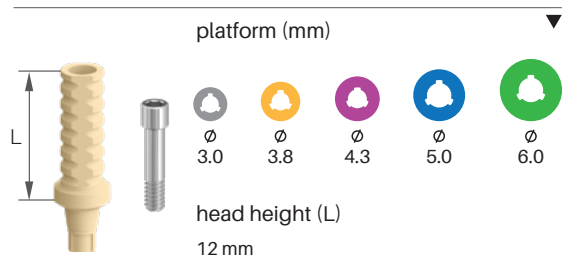
TEMPORARY HEAD, THROUGH-BOLTED, NON-POSITIONED



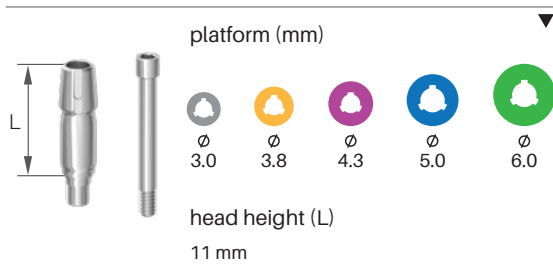
HEALING CAP, ANATOMICAL



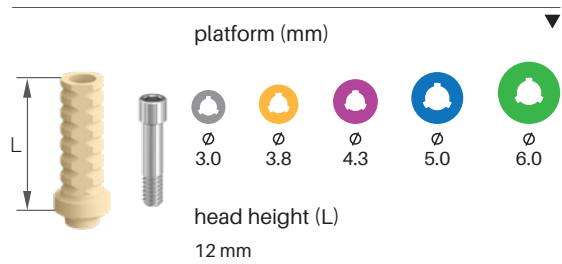
TEMPORARY HEAD, THROUGH-BOLTED, POSITIONED, PEEK



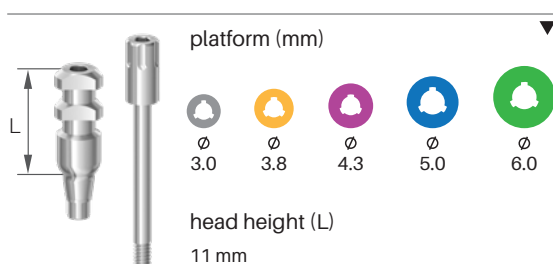
SAMPLING HEAD FOR CLOSED SPOON



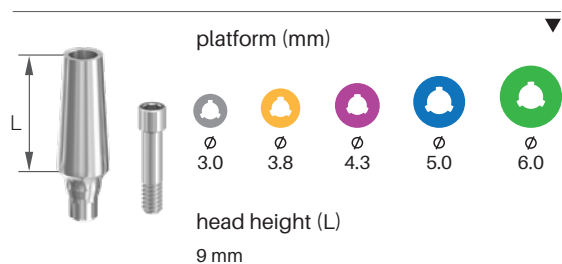
TEMPORARY HEAD, THROUGH-BOLTED, NON-POSITIONED, PEEK



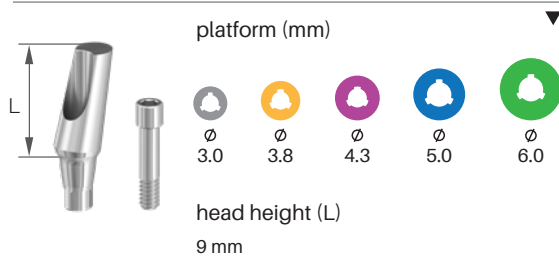
SAMPLING HEAD FOR OPEN SPOON



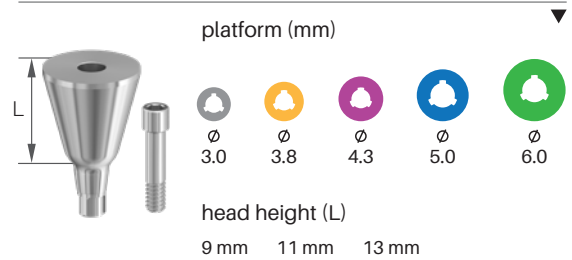
NARROW HEAD, STRAIGHT



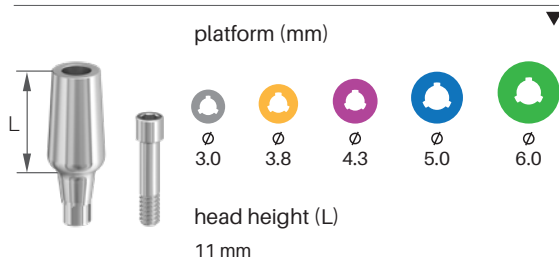
NARROW HEAD, OBLIQUE 15°; 25°



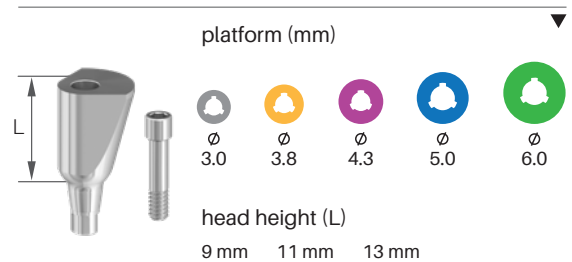
TRAPEZOIDAL HEAD 15°; 25°, 35°, 45°



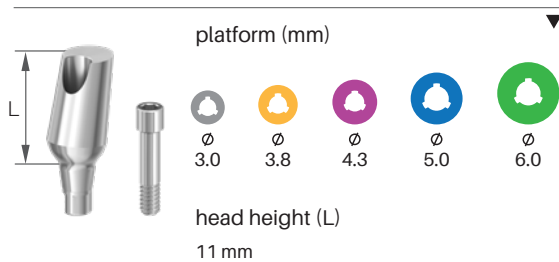
UNIVERSAL HEAD, STRAIGHT



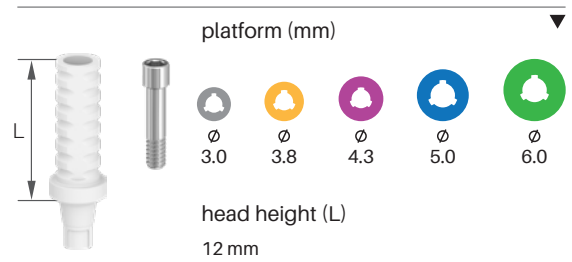
DELTA HEAD 15°; 25°, 35°, 45°



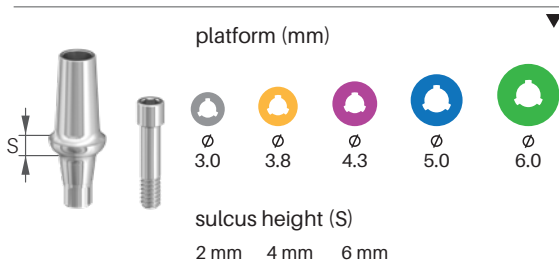
UNIVERSAL HEAD, OBLIQUE 15°; 25°; 35°; 45°



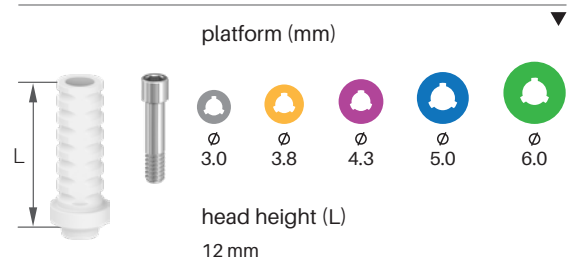
CASTABLE PLASTIC HEAD NARROW, NON-POSITIONED



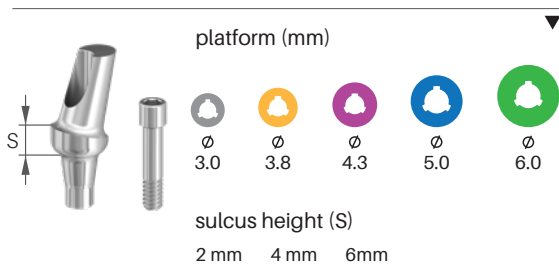
ANATOMICAL HEAD, STRAIGHT



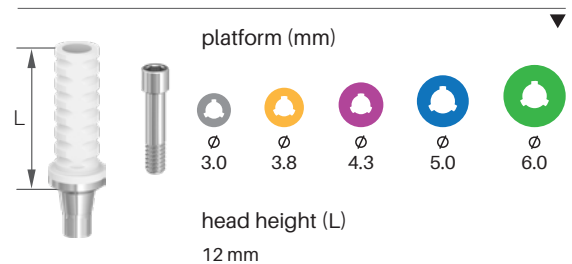
CASTABLE PLASTIC HEAD UNIVERSAL, POSITIONED



ANATOMICAL HEAD, OBLIQUE 15°; 25°




Co-Cr BASED CASTING HEAD, POSITIONED



Sizes available of the CORTICON abutments

Co-Cr BASED CASTING HEAD, NON-POSITIONED




platform (mm)

∅ 3.0	∅ 3.8	∅ 4.3	∅ 5.0	∅ 6.0

head height (L)
12 mm

BALL-HEAD




platform (mm)

∅ 3.0	∅ 3.8	∅ 4.3	∅ 5.0	∅ 6.0

sulcus height (S)

0,5 mm	1 mm	2 mm	3 mm
4 mm	5 mm	6 mm	7 mm

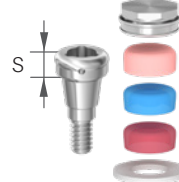
INTERFACE, POSITIONED



platform (mm)

∅ 3.0	∅ 3.8	∅ 4.3	∅ 5.0	∅ 6.0

LOCATOR HEAD, STRAIGHT




platform (mm)

∅ 3.0	∅ 3.8	∅ 4.3	∅ 5.0	∅ 6.0

sulcus height (S)

0,5 mm	1 mm	2 mm	3 mm
4 mm	5 mm	6 mm	7 mm


INTERFACE, NON-POSITIONED



platform (mm)

∅ 3.0	∅ 3.8	∅ 4.3	∅ 5.0	∅ 6.0

MULTI-UNIT HEAD, STRAIGHT



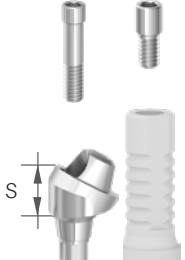
platform (mm)

∅ 3.0	∅ 3.8	∅ 4.3	∅ 5.0	∅ 6.0

sulcus height (S)

0,5 mm	1 mm	2 mm	3 mm
4 mm	5 mm	6 mm	7 mm

MULTI-UNIT HEAD OBLIQUE, 20°, 30°



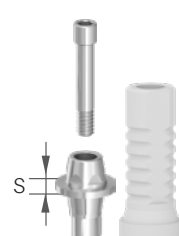
platform (mm)

∅ 3.0	∅ 3.8	∅ 4.3	∅ 5.0	∅ 6.0

sulcus height (S)

1 mm	2 mm	3 mm	4 mm
5 mm	6 mm	7 mm	

MULTI-UNIT HEAD, THROUGH-BOLTED




platform (mm)

∅ 3.0	∅ 3.8	∅ 4.3	∅ 5.0	∅ 6.0

sulcus height (S)

0,5 mm	1 mm	2 mm	3 mm
4 mm	5 mm	6 mm	7 mm

MC HEAD OBLIQUE, 20°; 30°




platform (mm)

∅ 3.0	∅ 3.8	∅ 4.3	∅ 5.0	∅ 6.0

sulcus height (S)

1 mm	2 mm	3 mm	4 mm
5 mm	6 mm	7 mm	

PRESS CERAMIC BASE




platform (mm)

∅ 3.0	∅ 3.8	∅ 4.3	∅ 5.0	∅ 6.0

head height
5 mm

MULTI-UNIT SR HEAD, SCREWABLE



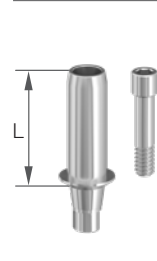
platform (mm)

∅ 3.0	∅ 3.8	∅ 4.3	∅ 5.0	∅ 6.0

sulcus height (S)

0,5 mm	1 mm	2 mm	3 mm
4 mm	5 mm	6 mm	7 mm

TUBE HEAD, POSITIONED




platform (mm)

∅ 3.0	∅ 3.8	∅ 4.3	∅ 5.0	∅ 6.0

head height
9 mm

MULTI-UNIT SR HEAD, THROUGH-BOLTED



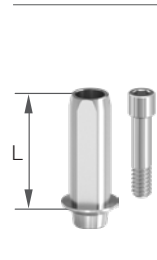
platform (mm)

∅ 3.0	∅ 3.8	∅ 4.3	∅ 5.0	∅ 6.0

sulcus height (S)

0,5 mm	1 mm	2 mm	3 mm
4 mm	5 mm	6 mm	7 mm

TUBE HEAD, NON-POSITIONED




platform (mm)

∅ 3.0	∅ 3.8	∅ 4.3	∅ 5.0	∅ 6.0

head height
9 mm

MULTI-UNIT SR HEAD, OBLIQUE 20°; 30°



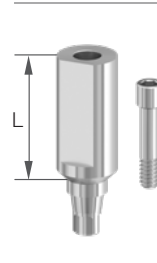
platform (mm)

∅ 3.0	∅ 3.8	∅ 4.3	∅ 5.0	∅ 6.0

sulcus height (S)

1 mm	2 mm	3 mm	4 mm
5 mm	6 mm	7 mm	

SCANBODY HEAD, THROUGH-BOLTED

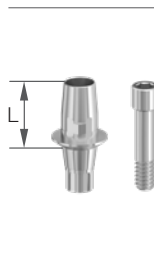


platform (mm)

∅ 3.0	∅ 3.8	∅ 4.3	∅ 5.0	∅ 6.0

head height (L)
12 mm

TITANIUM BASE

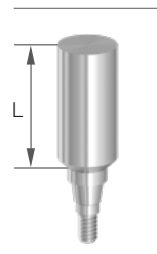


platform (mm)

∅ 3.0	∅ 3.8	∅ 4.3	∅ 5.0	∅ 6.0

head height
5 mm

SCANBODY HEAD, SCREWABLE



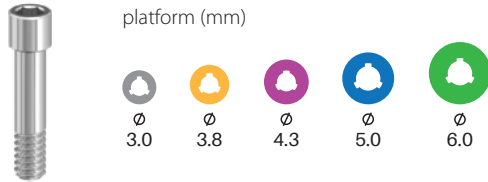
platform (mm)

∅ 3.0	∅ 3.8	∅ 4.3	∅ 5.0	∅ 6.0

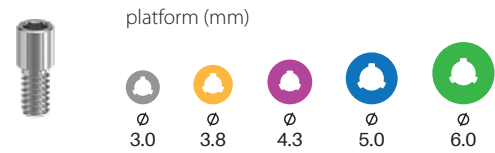
height
12 mm

Accessories of the CORTICON abutments

HEAD SCREW, SURGICAL

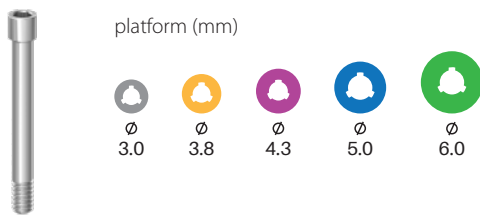


MULTI-UNIT HEAD SCREW

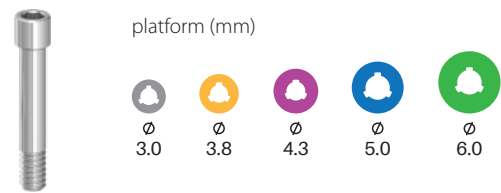


It is the same in every diameter.

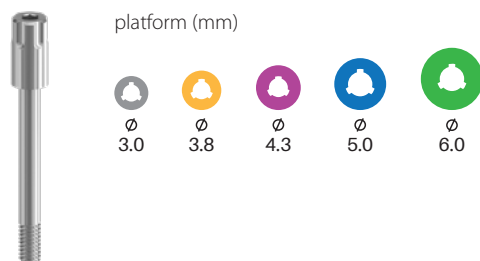
SAMPLING HEAD SCREW, FOR CLOSED SPOON



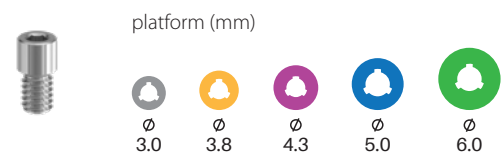
MULTI-UNIT THROUGH-BOLT



SAMPLING HEAD SCREW, FOR OPEN SPOON

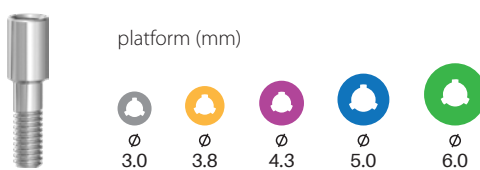


SR-HEAD SCREW



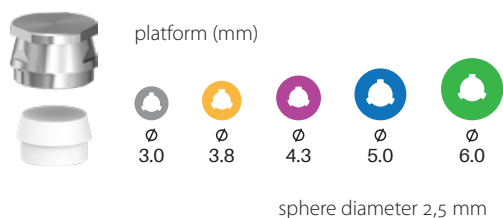
It is the same in every diameter.

SR-THROUGH-BOLT

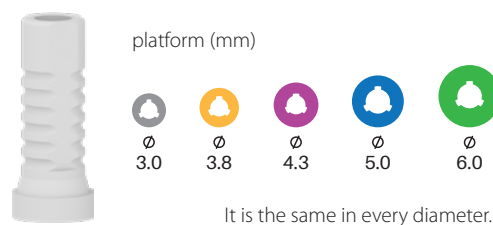


Accessories of the CORTICON abutments


BALL HEAD CAP, NORMAL



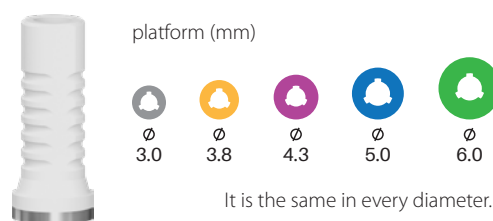
CASTABLE HEAD FOR MULTI-UNIT HEAD



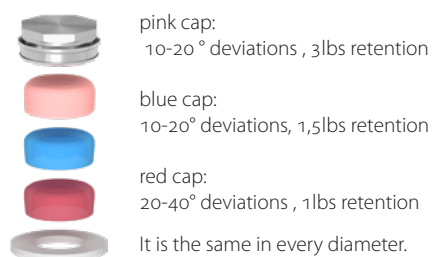
BALL HEAD CAP, MICRO



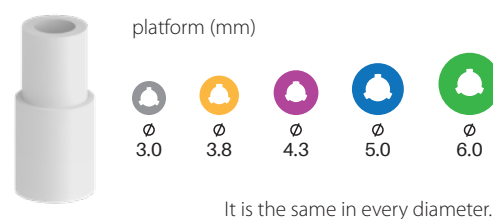
CASTABLE HEAD FOR MULTI-UNIT HEAD, Co-Cr, METAL BASED



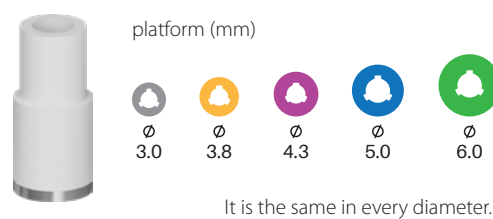
LOCATOR HEAD CAP SET



CASTABLE HEAD FOR SR HEAD



CASTABLE HEAD FOR SR HEAD, Co-Cr, METAL BASED







CORTICON

INSTRUMENT KIT

CORTICON Instrument kit

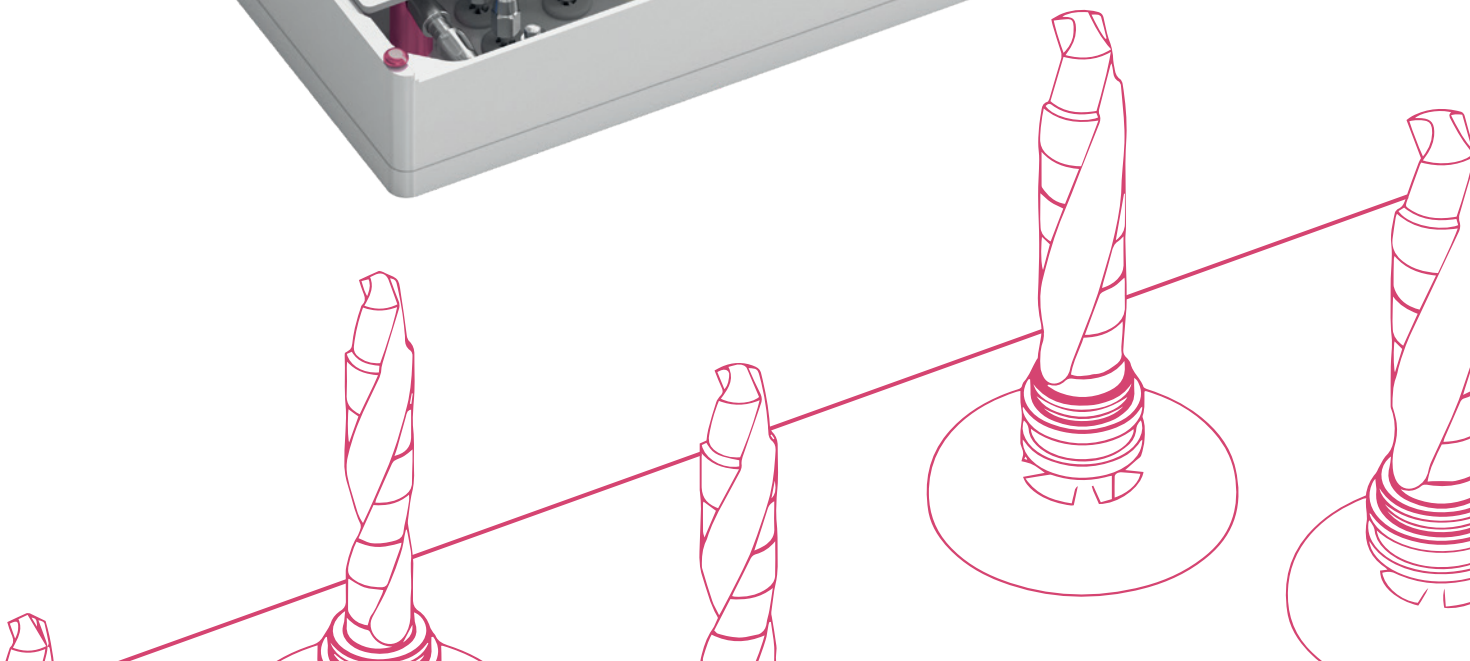
Our instrument kits consist of the inevitable instruments for dental implantation. The Corticon Large Instrument Kit includes 14 instruments, in a wide range of sizes in order to get versatile utilization. The instrument kit consists of 37 instruments all together.

The instrument trays are built up according to the surgical technique order, labelling and arrowing make their use easier.




CORTICON Instrument kit

The plate is also suitable for sterilizing the instruments. The sterilizing can be done separately, as the plate can be uplifted from the box, or together with the box.



CORTICON Large instrument kit



The layout of the CORTICON instrument kit

The layout of the **CORTICON** instrument kit

1 Spear-pointed drill ▼



10 Implant driver, mechanical ▼
D3,8-D4,3xL12



19 Gingiva punch Ø4,0xL15 ▼



2 Pre-drills ▼



11 Implant driver, mechanical ▼
D5,0-D6,0xL6



20 Head wrench, mechanical ▼
6Lt1,27xL10



3 Depth gauge ▼



12 Implant driver, mechanical ▼
D5,0-D6,0xL12



21 Head wrench, mechanical ▼
6Lt1,27xL15



4 Core drills ▼



13 Implant driver, manual ▼
D3,3xL6



22 Head wrench, manual ▼
6Lt1,27xL10



5 Thread groove calibrating drills ▼



14 Implant driver, manual ▼
D3,3xL12



23 Head wrench, manual ▼
6Lt1,27xL15



6 Indicators ▼



15 Implant driver, manual ▼
D3,8-D4,3xL6



24 Locator key ▼



7 Implant driver, mechanical ▼
D3,3xL6



16 Implant driver, manual ▼
D3,8-D4,3xL12



25 Multi-unit/Ball head key ▼
6Lt2,7



8 Implant driver, mechanical ▼
D3,3xL12



17 Implant driver, manual ▼
D5,0-D6,0xL6



26 Ratchet torque wrench ▼



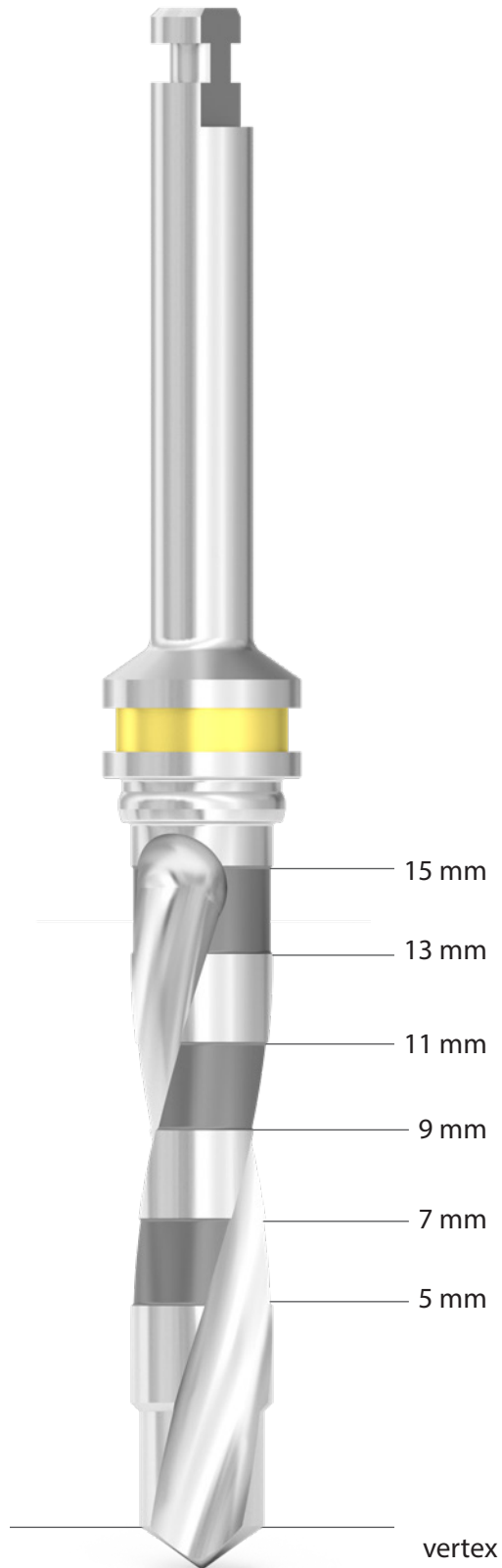
9 Implant driver, mechanical ▼
D3,8-D4,3xL6



18 Implant driver, manual ▼
D5,0-D6,0xL12



Surgical drills



The **BIONIKA drills** - which can be used during implant insertion - are available in a wide range of sizes (compatible with different instrument kits to provide you with the most economical solution).

Our drills are externally cooled and have bone collecting properties. Acidic alloy steel and excellent sharpness guarantee long-term use. Each drill is provided with the required drilling depths. Diameters are indicated by color codes.

Core drills are suitable for preparing implant nests. They are recommended for use according to the drilling protocol, in the case of softer and harder bone structure.

The **Thread Calibrator Drills** are suitable for expanding the implant nests as needed, so that we can extend the upper third of the bone nest. They are recommended to use in the case of harder than average bone structure.

Range of sizes of the surgical drills in the CORTICON instrument kit

SPEAR-POINTED DRILL



BALL-END MILL



PRE-DRILL Ø2,0 mm



PRE-DRILL Ø2,5 mm



CORE DRILL Ø2,8 mm



THREAD GROOVE CALIBRATING DRILL Ø3,2 mm



CORE DRILL Ø3,2 mm



THREAD GROOVE CALIBRATING DRILL Ø3,7 mm



CORE DRILL Ø3,7 mm



THREAD GROOVE CALIBRATING DRILL Ø4,3 mm



CORE DRILL Ø4,2 mm



THREAD GROOVE CALIBRATING DRILL Ø5,0 mm



CORE DRILL Ø5,2 mm



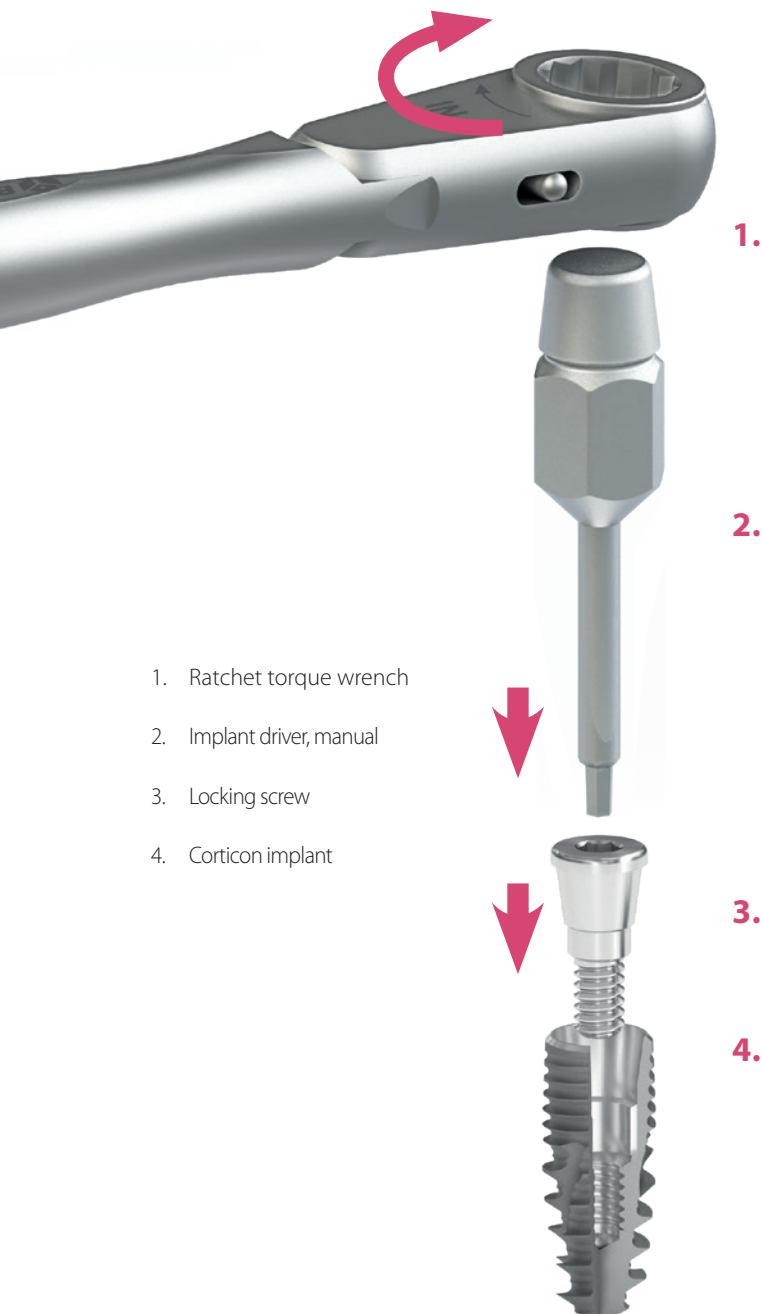
THREAD GROOVE CALIBRATING DRILL Ø6,0 mm



Ratchet torque wrench

The ratchet torque wrench is used to tighten and insert screws and implants. Using pre-set torque, this prevents the implant from fracturing and ensures the optimum power transfer when inserting the implant. The scale of the torque rates from 15 to 35 Ncm. The desired torques can be adjusted from 15 Ncm to the right for the desired scale.

When the ratchet torque wrench adjuster screw bolted to the stop, the wrench of the torque can be infinite, so it can also be used to produce a much greater torque than the torque shown on the scale, as needed.



















- ERGONOMIC CONSTRUCTION
- RELIABLE LIFETIME
- PRECISE TORQUE CONTROL
- STAINLESS STEEL
- SOUND SIGNAL
- REPLACABLE KEY INTERLINE
- STABLE TORQUE SCALE DURING USE
- PROFESSIONAL QUALITY

15 Ncm
25 Ncm
35 Ncm
endless torque

The desired torques can be adjusted from 15 Ncm to the right.

Applications of the Ratchet torque wrench



Heads and Screws	Key Interline	Torque
Locking screw		<p>Manual key driver 10-15 Ncm</p>
Healing cap		
Sampling head screw for closed and open spoon		
Sampling head for closed and open spoon		
Head screw		<p>Ratchet torque wrench</p> <p>Torque of the required screw tightening:</p> <p>In the case of M1,4 screw it is 15 Ncm</p> <p>In the case of M1,6 screw it is 20 Ncm</p> <p>In the case of M1,8 screw it is 25 Ncm</p> <p>In the case of M2,0 screw it is 30 Ncm</p>
Universal head, straight		
Universal head, oblique		
Anatomical head, straight		
Anatomical head, oblique		
Titanium base		
Multi-unit head, through-bolted		
Multi-unit head screw, SR-head screw		
Multi-unit head, screwable		
SR-head, screwable		
Ball-head		
Locator head		



Get to know our other products!

Ask for our catalogs or visit one of our websites below:



www.bionika.hu




www.shop.bionika.hu





BIONIKA MEDLINE KFT. • 3516 Miskolc, Tégla u. 29.

Phone: +36 70 670-6875 •  info@bionika.hu • www.bionika.hu • www.shop.bionika.hu